

2014 STATE BALLOT LIST: NORTH CAROLINA

RUNOFF ELECTION: 7/15/14

OFFICIAL RESULTS

(Distributed 8/20/14)

STATE	D	FEC ID#	(I)	CANDIDATE NAME	PARTY	PRIMARY VOTES	CANDIDATE ADDRESS
NC	05	H4NC05245		Brannon, Joshua (Josh)	DEM	2,748	
NC	05	H4NC05260		Henley, Gardenia	DEM	1,443	
NC	06	H4NC06102		Berger, Phil, Jr.	REP	12,722	
NC	06	H4NC06052		Walker, Mark	REP	18,965	

PARTY KEY

DEM = Democratic

REP = Republican

2014 STATE BALLOT LIST: OKLAHOMA

PRIMARY ELECTION: 6/24/14

OFFICIAL RESULTS

(Distributed 7/25/14)

STATE	D	FEC ID#	(I)	CANDIDATE NAME	PARTY	PRIMARY VOTES	CANDIDATE ADDRESS
OK	S	S4OK00216		Silverstein, Matt	DEM	Unopposed	
OK	S	S4OK00083	(I)	Inhofe, Jim	REP	231,291	
OK	S	S4OK00315		McBride-Samuels, D. Jean	REP	3,965	
OK	S	S4OK00323		Moye, Rob	REP	4,846	
OK	S	S8OK00241		Rogers, Evelyn L.	REP	11,960	
OK	S	S4OK00299		Wyatt, Erick Paul	REP	11,713	
OK	S	S4OK00331		DeLozier, Aaron	IND*	*	
OK	S	S4OK00224		Farr, Joan	IND*	*	
OK	S	S4OK00349		Woods, Ray	IND*	*	
OK	01	H2OK01143	(I)	Bridenstine, Jim	REP	Unopposed	
OK	02	H2OK02166		Everett, Earl E.	DEM	33,119	
OK	02	H4OK02154		Harris-Till, Joshua	DEM	19,813	
OK	02	H2OK02083	(I)	Mullin, Markwayne	REP	26,245	
OK	02	H4OK02147		Robertson, Darrel	REP	6,673	
OK	02	H4OK02162		Douthitt, Jon	IND*	*	
OK	03	H8OK03047		Robbins, Frankie	DEM	Unopposed	
OK	03	H4OK03046		Hubbard, Robert	REP	7,925	
OK	03	H4OK06056	(I)	Lucas, Frank D.	REP	54,847	
OK	03	H2OK03081		Murray, Timothy Ray	REP	3,449	
OK	04	H4OK04135		Si, Tae	DEM	5,485	
OK	04	H4OK05066		Smith, Bert	DEM	24,268	
OK	04	H2OK04055	(I)	Cole, Tom	REP	40,790	
OK	04	H4OK04143		Flatt, Anna	REP	7,511	
OK	04	H4OK04150		Johnson, Dennis B.	IND*	*	
OK	05	H0OK05155		Guild, Tom	DEM	11,603	
OK	05	H4OK05165		Leonard, Leona	DEM	7,431	
OK	05	H4OK05124		McAffrey, Al	DEM	8,507	
							RUNOFF ELECTION ON AUGUST 26TH
OK	05	H4OK05108		Douglas, Patrice	REP	13,445	
							RUNOFF ELECTION ON AUGUST 26TH
OK	05	H0OK05130		Jett, Shane David	REP	7,022	
OK	05	H4OK05116		Jolley, Clark	REP	9,232	
OK	05	H4OK05132		Russell, Steve	REP	14,604	
							RUNOFF ELECTION ON AUGUST 26TH
OK	05	H4OK05157		Sparks, Harvey	REP	2,898	
OK	05	H4OK05140		Turner, Mike	REP	7,760	

2014 STATE BALLOT LIST: OKLAHOMA

PRIMARY ELECTION: 6/24/14

OFFICIAL RESULTS

(Distributed 7/25/14)

STATE	D	FEC ID#	(I)	CANDIDATE NAME	PARTY	PRIMARY VOTES	CANDIDATE ADDRESS
OK		05 H4OK05173		Boggs, Tom	IND*	*	
OK		05 H6OK04098		Murphy, Robert T.	IND*	*	
OK		05 H4OK05181		Ray, Buddy	IND*	*	

PARTY KEY

DEM = Democratic

REP = Republican

IND = Independent*

*Note: Independent Candidates for General Election Listed for Informational Purposes Only. Not on Primary Ballot.

2014 STATE BALLOT LIST: OKLAHOMA

RUNOFF ELECTION: 8/26/14

OFFICIAL RESULTS

(Distributed 9/18/14)

STATE	D	FEC ID#	(I)	CANDIDATE NAME	PARTY	RUNOFF VOTES	CANDIDATE ADDRESS
OK		05 H00K05155		Guild, Tom	DEM	8,793	
OK		05 H4OK05124		McAffrey, Al	DEM	10,417	
OK		05 H4OK05108		Douglas, Patrice	REP	13,319	
OK		05 H4OK05132		Russell, Steve	REP	19,374	

PARTY KEY

DEM = Democratic

REP = Republican

2014 STATE BALLOT LIST: TEXAS

PRIMARY ELECTION: 3/4/14

OFFICIAL RESULTS

(Distributed 5/9/14)

STATE	STATE	D	FEC ID#	(I)	CANDIDATE NAME	PARTY	PRIMARY VOTES	CANDIDATE ADDRESS
TX	Texas	S	S4TX00516		Alameel, David M.	DEM	239,914	
								RUNOFF ELECTION ON MAY 27TH
TX	Texas	S	S4TX00474		Fjetland, Michael "Fjet"	DEM	24,383	
TX	Texas	S	S4TX00540		Kim, Harry	DEM	45,207	
TX	Texas	S	S4TX00482		Rogers, Keshia	DEM	110,146	
								RUNOFF ELECTION ON MAY 27TH
TX	Texas	S	S4TX00458		Scherr, Maxey Marie	DEM	90,359	
TX	Texas	S	S2TX00387		Cleaver, Curt	REP	12,325	
TX	Texas	S	S4TX00532		Cope, Ken	REP	34,409	
TX	Texas	S	S2TX00106	(I)	Cornyn, John	REP	781,259	
TX	Texas	S	S4TX00508		Mapp, Chris	REP	23,535	
TX	Texas	S	S4TX00490		Reasor, Reid	REP	20,600	
TX	Texas	S	S4TX00524		Stockman, Steve	REP	251,577	
TX	Texas	S	S4TX00433		Stovall, Dwayne	REP	140,794	
TX	Texas	S	S4TX00466		Vega, Linda	REP	50,057	
TX	Texas	01	H2TX01062		McKellar, Shirley J.	DEM	7,240	
TX	Texas	01	H4TX04039	(I)	Gohmert, Louie	REP	57,830	
TX	Texas	02	H4TX02157		Letsos, Niko	DEM	5,906	
TX	Texas	02	H4TX02108	(I)	Poe, Ted	REP	34,863	
TX	Texas	03	H4TX03080		Dean, Cami	REP	2,435	
TX	Texas	03	H2TX03118	(I)	Johnson, Sam	REP	31,178	
TX	Texas	03	H4TX03064		Loveless, Josh	REP	2,086	
TX	Texas	03	H8TX03065		Pierce, Harry	REP	3,004	
TX	Texas	04	H4TX04120		Arterburn, Tony	REP	1,252	
TX	Texas	04	H0TX04136		Gigliotti, Lou	REP	10,601	
TX	Texas	04	H0TX04037	(I)	Hall, Ralph M.	REP	29,848	
								RUNOFF ELECTION ON MAY 27TH
TX	Texas	04	H4TX04138		Lawson, Brent	REP	2,290	
TX	Texas	04	H4TX04153		Ratcliffe, John	REP	18,917	
								RUNOFF ELECTION ON MAY 27TH
TX	Texas	04	H2TX33016		Stacy, John	REP	2,812	
TX	Texas	05	H2TX05121	(I)	Hensarling, Jeb	REP	41,634	
TX	Texas	06	H0TX06065		Cozad, David E.	DEM	11,727	
TX	Texas	06	H4TX06117	(I)	Barton, Joe L.	REP	32,618	
TX	Texas	06	H2TX06111		Kuchar, Frank C.	REP	12,272	

2014 STATE BALLOT LIST: TEXAS

PRIMARY ELECTION: 3/4/14

OFFICIAL RESULTS

(Distributed 5/9/14)

STATE	STATE	D	FEC ID#	(I)	CANDIDATE NAME	PARTY	PRIMARY VOTES	CANDIDATE ADDRESS
TX	Texas	07	H2TX07036		Cargas, James	DEM	4,098	
TX	Texas	07	H0TX07147		Squiers, Lissa	DEM	2,491	
TX	Texas	07	H0TX07055	(I)	Culberson, John	REP	31,065	
TX	Texas	08	H6TX08100	(I)	Brady, Kevin	REP	42,368	
TX	Texas	08	H4TX08089		McMichael, Craig	REP	19,687	
TX	Texas	09	H4TX09095	(I)	Green, Al	DEM	13,442	
TX	Texas	10	H2TX10113		Walter-Cadien, Tawana	DEM	13,915	
TX	Texas	10	H4TX10093	(I)	McCaul, Michael	REP	38,406	
TX	Texas	11	H2TX11079		Brown, Wade	REP	19,010	
TX	Texas	11	H4TX19136	(I)	Conaway, Mike	REP	53,272	
TX	Texas	12	H0TX12147		Greene, Mark	DEM	9,700	
TX	Texas	12	H6TX12060	(I)	Granger, Kay	REP	39,907	
TX	Texas	13	H4TX13063		Minter, Mike	DEM	4,842	
TX	Texas	13	H2TX13075		Barlow, Pam	REP	8,723	
TX	Texas	13	H4TX13055		Hays, Elaine	REP	12,330	
TX	Texas	13	H4TX13014	(I)	Thornberry, Mac	REP	45,168	
TX	Texas	14	H4TX14079		Brown, Donald G.	DEM	9,780	
TX	Texas	14	H4TX14095		Panjhazari, Gagan	DEM	853	
TX	Texas	14	H4TX14087		Willis, Buck	DEM	3,699	
TX	Texas	14	H2TX14149	(I)	Weber, Randy	REP	34,131	
TX	Texas	15	H6TX15055	(I)	Hinojosa, Rubén	DEM	29,916	
TX	Texas	15	H4TX15118		Carlile, Doug	REP	6,407	
TX	Texas	15	H6TX15113		Zamora, Eddie	REP	7,810	
TX	Texas	16	H2TX16185	(I)	O'Rourke, Beto	DEM	24,728	
TX	Texas	16	H2TX16201		Roen, Corey	REP	6,239	
TX	Texas	17	H4TX17098		Haynes, Nick	DEM	10,141	
TX	Texas	17	H0TX17104	(I)	Flores, Bill	REP	32,770	
TX	Texas	18	H4TX18054	(I)	Jackson Lee, Sheila	DEM	14,373	
TX	Texas	18	H2TX18140		Seibert, Sean	REP	6,527	
TX	Texas	19	H4TX19276		Marchbanks, Neal	DEM	6,476	
TX	Texas	19	H4TX19185		May, Donald R.	REP	14,498	

2014 STATE BALLOT LIST: TEXAS

PRIMARY ELECTION: 3/4/14

OFFICIAL RESULTS

(Distributed 5/9/14)

STATE	STATE	D	FEC ID#	(I)	CANDIDATE NAME	PARTY	PRIMARY VOTES	CANDIDATE ADDRESS
TX	Texas	19	H4TX19102	(I)	Neugebauer, Randy	REP	39,611	
TX	Texas	19	H2TX19064		Winn, Chris	REP	7,429	
TX	Texas	20	H2TX35011	(I)	Castro, Joaquin	DEM	16,275	
TX	Texas	21	H4TX21041		McCall, Matt	REP	22,681	
TX	Texas	21	H6TX21012	(I)	Smith, Lamar	REP	40,441	
TX	Texas	21	H4TX21066		Smith, Michael J.	REP	3,796	
TX	Texas	22	H4TX22171		Briscoe, Frank	DEM	3,378	
TX	Texas	22	H4TX22163		Gibson, Mark	DEM	2,973	
TX	Texas	22	H8TX22107	(I)	Olson, Pete	REP	33,167	
TX	Texas	23	H2TX23124	(I)	Gallego, Pete P.	DEM	26,484	
TX	Texas	23	H4TX28046		Canseco, Francisco "Quico"	REP	10,332	
TX	Texas	23	H0TX23086		Hurd, Will	REP	10,496	RUNOFF ELECTION ON MAY 27TH
TX	Texas	23	H0TX23102		Lowry, Robert	REP	4,796	RUNOFF ELECTION ON MAY 27TH
TX	Texas	24	H2TX24114		McGehearty, Patrick	DEM	8,247	
TX	Texas	24	H4TX24094	(I)	Marchant, Kenny E.	REP	34,265	
TX	Texas	25	H4TX25166		Gourd, Stuart	DEM	3,863	
TX	Texas	25	H8TX20127		Montoya, Marco	DEM	11,691	
TX	Texas	25	H2TX33040	(I)	Williams, Roger	REP	43,030	
TX	Texas	26	H2TX26093	(I)	Burgess, Michael	REP	33,909	
TX	Texas	26	H4TX26081		Krause, Joel A.	REP	6,433	
TX	Texas	26	H4TX26107		Watrous, Divenchy	REP	698	
TX	Texas	27	H4TX27055		Reed, Wesley	DEM	11,585	
TX	Texas	27	H0TX27061	(I)	Farenthold, Blake	REP	31,727	
TX	Texas	28	H2TX23082	(I)	Cuellar, Henry	DEM	36,821	
TX	Texas	29	H2TX29030	(I)	Green, Gene	DEM	6,244	
TX	Texas	30	H2TX30079		Caraway, Barbara Mallory	DEM	10,216	
TX	Texas	30	H2TX00015	(I)	Johnson, Eddie Bernice	DEM	23,756	
TX	Texas	31	H4TX31040		Minor, Louie	DEM	8,036	
TX	Texas	31	H2TX31044	(I)	Carter, John	REP	30,011	

2014 STATE BALLOT LIST: TEXAS

PRIMARY ELECTION: 3/4/14

OFFICIAL RESULTS

(Distributed 5/9/14)

STATE	STATE	D	FEC ID#	(I)	CANDIDATE NAME	PARTY	PRIMARY VOTES	CANDIDATE ADDRESS
TX	Texas	32	H4TX32030		Perez, Frank	DEM	10,681	
TX	Texas	32	H4TX32022		Pierson, Katrina	REP	16,574	
TX	Texas	32	H2TX03126	(I)	Sessions, Pete	REP	28,981	
TX	Texas	33	H4TX33012		Sanchez, Tom	DEM	4,798	
TX	Texas	33	H2TX33073	(I)	Veasey, Marc	DEM	13,292	
TX	Texas	34	H2TX27190	(I)	Vela, Filemon B.	DEM	26,237	
TX	Texas	34	H4TX34010		Smith, Larry S.	REP	7,427	
TX	Texas	35	H4TX10028	(I)	Doggett, Lloyd	DEM	15,399	
TX	Texas	35	H2TX35029		Narvaiz, Susan	REP	9,717	
TX	Texas	36	H2TX36134		Cole, Michael K.	DEM	6,507	
TX	Texas	36	H4TX36015		Amdur, John	REP	1,470	
TX	Texas	36	H6TX02079		Babin, Brian	REP	17,194	
RUNOFF ELECTION ON MAY 27TH								
TX	Texas	36	H4TX36023		Centilli, Doug	REP	3,506	
TX	Texas	36	H2TX36035		Engstrand, Jim	REP	1,288	
TX	Texas	36	H4TX36056		Fitzgerald, Phil	REP	3,388	
TX	Texas	36	H4TX36031		Kasprzak, Pat	REP	1,116	
TX	Texas	36	H8TX22131		Manlove, John	REP	3,556	
TX	Texas	36	H0TX18235		Meyer, Chuck	REP	1,574	
TX	Texas	36	H2TX36068		Morrell, Kim I.	REP	1,444	
TX	Texas	36	H4TX36049		Norman, Dave	REP	2,325	
TX	Texas	36	H4TX36064		Riley, Robin	REP	2,648	
TX	Texas	36	H4TX10085		Streusand, Ben	REP	12,024	

PARTY KEY

DEM = Democratic

REP = Republican

2014 STATE BALLOT LIST: TEXAS

RUNOFF ELECTION: 5/27/14

OFFICIAL RESULTS

(Distributed 7/21/14)

STATE	STATE	D	FEC ID#	(I)	CANDIDATE NAME	PARTY	RUNOFF VOTES	CANDIDATE ADDRESS
TX	Texas	S	S4TX00516		Alameel, David M.	DEM	145,227	
TX	Texas	S	S4TX00482		Rogers, Kesha	DEM	56,056	
TX	Texas	04	H0TX04037	(I)	Hall, Ralph M.	REP	19,899	
TX	Texas	04	H4TX04153		Ratcliffe, John	REP	22,271	
TX	Texas	23	H4TX28046		Canseco, Francisco "Quico"	REP	5,930	
TX	Texas	23	H0TX23086		Hurd, Will	REP	8,699	
TX	Texas	36	H6TX02079		Babin, Brian	REP	19,301	
TX	Texas	36	H4TX10085		Streusand, Ben	REP	14,069	

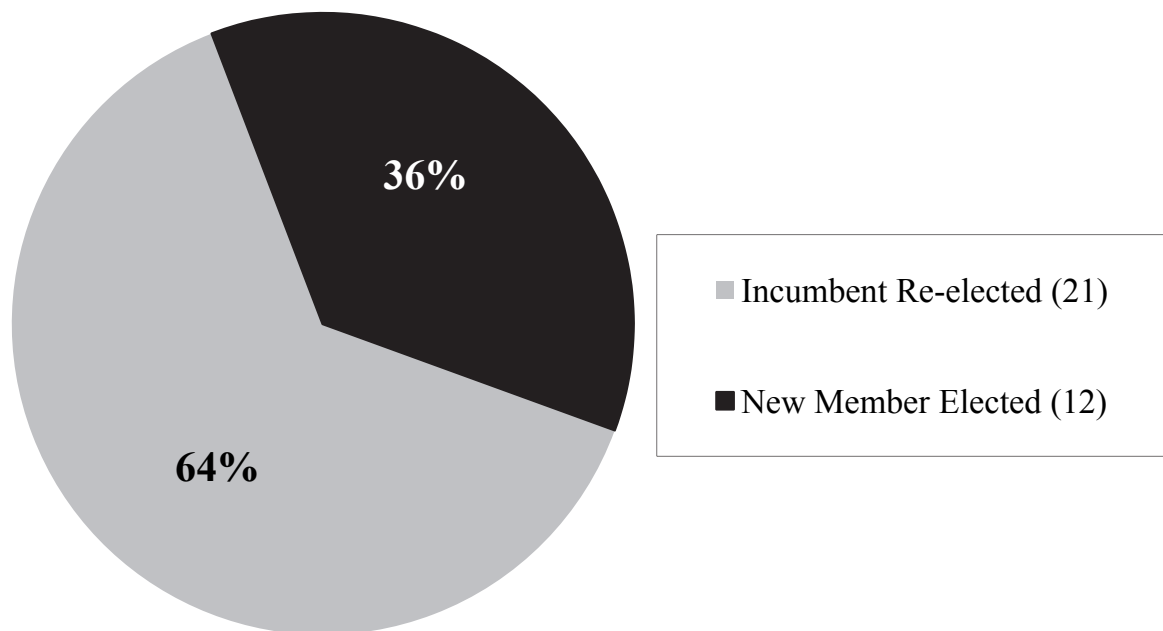
PARTY KEY

DEM = Democratic

REP = Republican

OFFICIAL ELECTION RESULTS FOR UNITED STATES SENATE

2012 U.S. Senate Campaigns



CANDIDATE NAME	PARTY	# OF VOTES	%	# OF VOTES	%	# OF VOTES	%
----------------	-------	------------	---	------------	---	------------	---

TENNESSEE

August 2nd

November 6th

(I) Corker, Bob	R	389,613	85.24%			1,506,443	64.89%
Poskevich, Zach	R	28,311	6.19%				
Anderson, Fred R.	R	15,951	3.49%				
Clemons, Mark Twain	R	11,795	2.58%				
Lenard, Brenda S.	R	11,384	2.49%				
Party Votes:	R	457,054					
Clayton, Mark E.	D	48,196	29.93%			705,882	30.41%
Davis, Gary Gene	D/W	24,814	15.41%			18	0.00%
Overall, Park	D	24,289	15.08%				
Crim, Larry	D/W	17,744	11.02%			218	0.01%
Roberts, Benjamin	D	16,387	10.18%				
Hancock, Dave	D	16,194	10.06%				
Owens, T.K.	D	13,392	8.32%				
Party Votes:	D	161,016					
Pleasant, Martin	GRE					38,472	1.66%
Crowell, Shaun E.	IND					20,936	0.90%
Steck, Kermit	CON					18,620	0.80%
Higdon, James	IND					8,085	0.35%
Long, Michel Joseph	IND					8,080	0.35%
Scoggin, Troy Stephen	IND					7,148	0.31%
Gatchell, David	IND					6,523	0.28%
Stinnett, Angelia	W					470	0.02%
Maurer, Jacob	W					409	0.02%
Maynard, Jim	W					117	0.01%
Penn, Margie Nell	W					23	0.00%
Stewart, Lee	W					14	0.00%
Schappert, Christopher	W					12	0.00%
Hoenicke, Allen	W					5	0.00%
Wright, Mary D.	W					2	0.00%
Total State Votes:		618,070				2,321,477	

TEXAS

May 29th*

July 31st

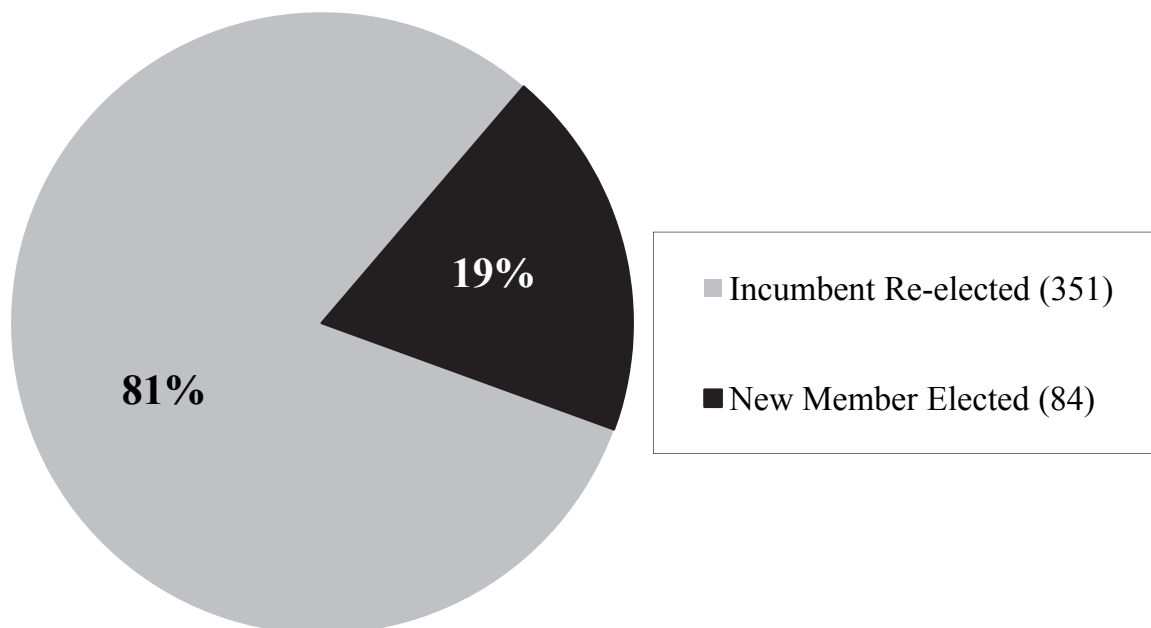
November 6th

Cruz, Ted	R	480,558	34.16%	631,812	56.82%	4,440,137	56.46%
Dewhurst, David	R	627,731	44.63%	480,126	43.18%		
Leppert, Tom	R	187,900	13.36%				
James, Craig	R	50,569	3.60%				
Addison, Glenn	R	23,177	1.65%				
Pittenger, Lela	R	18,143	1.29%				
Gambini, Ben	R	7,225	0.51%				
Cleaver, Curt	R	6,671	0.47%				
Agris, Joe	R	4,674	0.33%				
Party Votes:	R	1,406,648		1,111,938			
Sadler, Paul	D	174,772	35.13%	148,940	63.03%	3,194,927	40.62%
Yarbrough, Grady	D	128,746	25.88%	87,365	36.97%		
Allen, Addie Dainell	D	113,935	22.90%				
Hubbard, Sean	D	80,034	16.09%				
Party Votes:	D	497,487		236,305			

(Continued on Next Page)

OFFICIAL ELECTION RESULTS FOR UNITED STATES HOUSE OF REPRESENTATIVES

2012 U.S. House Campaigns



ELECTION TYPE: PRIMARY RUNOFF GENERAL

CANDIDATE NAME	PARTY	# OF VOTES	%	# OF VOTES	%	# OF VOTES	%
----------------	-------	------------	---	------------	---	------------	---

ARKANSAS

May 22nd

June 12th

November 6th

DISTRICT 1

(I) Crawford, Rick	R	Unopposed				138,800	56.23%
Ellington, Scott	D	27,936	49.53%	10,028	50.74%	96,601	39.13%
Hall, Clark M.	D	21,861	38.76%	9,737	49.26%		
Latanich, Gary	D	6,605	11.71%				
Party Votes:	D	56,402		19,765			
Paxton, Jessica	LIB					6,427	2.60%
Holloway, Jacob	GRE					5,015	2.03%
District Votes:		56,402		19,765		246,843	

DISTRICT 2

(I) Griffin, Tim	R	Unopposed				158,175	55.19%
Rule, Herb	D	Unopposed				113,156	39.48%
Ward, Barbara	GRE					8,566	2.99%
Hayes, Chris	LIB					6,701	2.34%
District Votes:						286,598	

DISTRICT 3

(I) Womack, Steve	R	Unopposed				186,467	75.90%
Aden, Ken	D	Unopposed					
Kennedy, Rebekah	GRE					39,318	16.01%
Pangrac, David	LIB	Unopposed				19,875	8.09%
District Votes:						245,660	

DISTRICT 4

Cotton, Tom	R	20,899	57.55%			154,149	59.53%
Rankin, Beth Anne	R	13,460	37.07%				
Cowart, John	R	1,953	5.38%				
Party Votes:	R	36,312					
Jeffress, Gene	D	23,848	43.02%	15,266	60.67%	95,013	36.69%
Hurst, Q. Byrum	D	19,812	35.74%	9,895	39.33%		
Morrison, DC	D	11,771	21.24%				
Party Votes:	D	55,431		25,161			
Tullis, Bobby	LIB					4,984	1.92%
Drake, J. Joshua	GRE					4,807	1.86%
District Votes:		91,743		25,161		258,953	
Total State Votes:		148,145		44,926		1,038,054	

CALIFORNIA

June 5th*

November 6th

DISTRICT 1

La Malfa, Doug	R	66,527	37.93%			168,827	57.38%
Reed, Jim	D	43,409	24.75%			125,386	42.62%
Aanestad, Sam	R	25,224	14.38%				
Dacquisto, Michael	R	10,530	6.00%				
Stiglich, Pete	R	10,258	5.85%				
Arrowsmith, Nathan	D	8,598	4.90%				
Oxley, Gary Allen	NOP	5,901	3.36%				
Cheadle, Gregory	R	4,939	2.82%				
District Votes:		175,386				294,213	

ELECTION TYPE: PRIMARY RUNOFF GENERAL

CANDIDATE NAME	PARTY	# OF VOTES	%	# OF VOTES	%	# OF VOTES	%
----------------	-------	------------	---	------------	---	------------	---

GEORGIA (Continued)

July 31st

August 21st

November 6th

DISTRICT 2

(I) Bishop, Sanford	D	68,981	100.00%			162,751	63.78%
	Party Votes: D	68,981					
House, John	R	8,614	31.94%	2,705	54.96%	92,410	36.22%
Allen, Rick	R	11,312	41.94%	2,217	45.04%		
DeLoach, Ken	R	7,043	26.12%				
	Party Votes: R	26,969		4,922			
	District Votes:	95,950		4,922		255,161	

DISTRICT 3

(I) Westmoreland, Lynn	R	64,765	71.63%			232,380	99.95%
Flanagan, "Chip"	R	13,139	14.53%				
Kingsley, Kent	R	12,517	13.84%				
	Party Votes: R	90,421					
Ferguson, David	W					105	0.05%
	District Votes:	90,421				232,485	

DISTRICT 4

(I) Johnson, Henry C. "Hank"	D	52,982	76.96%			208,861	73.55%
Dillard, Courtney L., Sr.	D	13,130	19.07%				
Nunnally, Lincoln	D	2,728	3.96%				
	Party Votes: D	68,840					
Vaughn, J. Chris	R	17,261	54.48%			75,041	26.43%
Pallen, Greg	R	14,422	45.52%				
	Party Votes: R	31,683					
McKinney, Cynthia	W					58	0.02%
Fruit, Rachele	W					2	0.00%
	District Votes:	100,523				283,962	

DISTRICT 5

(I) Lewis, John	D	69,985	80.77%			234,330	84.39%
Johnson, Michael	D	16,666	19.23%				
	Party Votes: D	86,651					
Stopeck, Howard	R	11,426	100.00%			43,335	15.61%
	Party Votes: R	11,426					
Benson, John	W					12	0.00%
Davis, Raymond	W					12	0.00%
	District Votes:	98,077				277,689	

DISTRICT 6

(I) Price, Tom	R	71,032	100.00%			189,669	64.51%
	Party Votes: R	71,032					
Kazanow, Jeff	D	10,313	51.07%			104,365	35.49%
Montigel, Robert	D	9,881	48.93%				
	Party Votes: D	20,194					
	District Votes:	91,226				294,034	

DISTRICT 7

(I) Woodall, Rob	R	45,157	71.81%			156,689	62.16%
Hancock, David	R	17,730	28.19%				
	Party Votes: R	62,887					
Reilly, Steve	D	12,394	100.00%			95,377	37.84%
	Party Votes: D	12,394					
	District Votes:	75,281				252,066	

ELECTION TYPE: PRIMARY RUNOFF GENERAL

CANDIDATE NAME	PARTY	# OF VOTES	%	# OF VOTES	%	# OF VOTES	%
----------------	-------	------------	---	------------	---	------------	---

GEORGIA (Continued)

July 31st

August 21st

November 6th

DISTRICT 8

(I) Scott, Austin	R	59,300	100.00%			197,789	100.00%
	Party Votes: R	59,300					
	District Votes:	59,300				197,789	

DISTRICT 9

Collins, Doug	R	45,894	41.80%	39,016	54.62%	192,101	76.18%
Zoller, Martha	R	45,160	41.14%	32,417	45.38%		
Fitzpatrick, Roger D.	R	18,730	17.06%				
	Party Votes: R	109,784		71,433			
Cooley, Jody	D	8,963	100.00%			60,052	23.82%
	Party Votes: D	8,963					
	District Votes:	118,747		71,433		252,153	

DISTRICT 10

(I) Broun, Paul C.	R	58,405	68.99%			211,065	99.81%
Simpson, Stephen K.	R	26,256	31.01%				
	Party Votes: R	84,661					
Brown, Brian Russell	W					401	0.19%
	District Votes:	84,661				211,466	

DISTRICT 11

(I) Gingrey, Phil	R	75,697	80.93%			196,968	68.55%
Opitz, Michael S.	R	9,231	9.87%				
Llop, William	R	8,604	9.20%				
	Party Votes: R	93,532					
Thompson, Patrick	D	14,162	100.00%			90,353	31.44%
	Party Votes: D	14,162					
Levene, Allan	W					30	0.01%
	District Votes:	107,694				287,351	

DISTRICT 12

(I) Barrow, John	D	41,587	100.00%			139,148	53.70%
	Party Votes: D	41,587					
Anderson, Lee	R	20,551	34.22%	13,785	50.29%	119,973	46.30%
Allen, Rick W.	R	15,436	25.71%	13,626	49.71%		
McLeod, Wright	R	14,856	24.74%				
Sheffield, Maria	R	9,207	15.33%				
	Party Votes: R	60,050		27,411			
	District Votes:	101,637		27,411		259,121	

DISTRICT 13

(I) Scott, David	D	55,214	100.00%			201,988	71.74%
	Party Votes: D	55,214					
Malik, S.	R	28,693	100.00%			79,550	28.26%
	Party Votes: R	28,693					
	District Votes:	83,907				281,538	

DISTRICT 14

(I) Graves, Tom	R	65,873	100.00%			159,947	72.97%
	Party Votes: R	65,873					
Grant, Daniel "Danny"	D	10,228	100.00%			59,245	27.03%
	Party Votes: D	10,228					
	District Votes:	76,101				219,192	
Total State Votes:		1,273,220		103,766		3,553,587	

ELECTION TYPE: PRIMARY RUNOFF GENERAL

CANDIDATE NAME	PARTY	# OF VOTES	%	# OF VOTES	%	# OF VOTES	%
----------------	-------	------------	---	------------	---	------------	---

KENTUCKY (Continued)

November 6th

DISTRICT 6

	Barr, Garland "Andy"	R	20,104	82.80%		153,222	50.57%
	Kelly, Patrick J., II	R	2,823	11.63%			
	Kenimer, Curtis	R	1,354	5.58%			
	Party Votes:	R	24,281				
(I)	Chandler, Ben	D	Unopposed			141,438	46.68%
	Vance, Randolph	IND				8,340	2.75%
	District Votes:		24,281			303,000	
	Total State Votes:		199,286			2,036,054	

LOUISIANA

November 6th*

December 8th

DISTRICT 1

(I)	Scalise, "Steve"	R		193,496	66.63%		
	Mendoza, M. V. "Vinny"	D		61,703	21.25%		
	King, Gary	R		24,844	8.55%		
	Turknett, David "Turk"	NPA		6,079	2.09%		
	Wells, Arden	NPA		4,288	1.48%		
	District Votes:			290,410			

DISTRICT 2

(I)	Richmond, Cedric	D		158,501	55.16%		
	Landrieu, Gary	D		71,916	25.03%		
	Bailey, Dwayne	R		38,801	13.50%		
	Larose, Josue	R		11,345	3.95%		
	Trotter, Caleb	LIB		6,791	2.36%		
	District Votes:			287,354			

DISTRICT 3

(I)	Boustany, Charles W., Jr.	R		139,123	44.68%	58,820	60.90%
(I)	Landry, "Jeff"	R		93,527	30.04%	37,767	39.10%
	Richard, "Ron"	D		67,070	21.54%		
	Barrilleaux, Bryan	R		7,908	2.54%		
	Stark, "Jim"	LIB		3,765	1.21%		
	District Votes:			311,393		96,587	

DISTRICT 4

(I)	Fleming, John	R		187,894	75.30%		
	Lord, Randall	LIB		61,637	24.70%		
	District Votes:			249,531			

DISTRICT 5

(I)	Alexander, Rodney	R		202,536	77.83%		
	Cesar, "Ron"	NPA		37,486	14.41%		
	Grant, Clay Steven	LIB		20,194	7.76%		
	District Votes:			260,216			

ELECTION TYPE: PRIMARY RUNOFF GENERAL

CANDIDATE NAME	PARTY	# OF VOTES	%	# OF VOTES	%	# OF VOTES	%
----------------	-------	------------	---	------------	---	------------	---

NORTH CAROLINA (Continued)

May 8th

November 6th

DISTRICT 5

(I) Foxx, Virginia	R	Unopposed				200,945	57.54%
Motsinger, Elisabeth	D	38,512	69.73%			148,252	42.46%
Peller, Bruce G.	D	16,716	30.27%				
Party Votes:	D	55,228					
District Votes:		55,228				349,197	

DISTRICT 6

(I) Coble, Howard	R	50,701	57.29%			222,116	60.92%
Flynn, Bill	R	19,741	22.31%				
Yow, Billy	R	18,057	20.40%				
Party Votes:	R	88,499					
Foriest, Tony	D	Unopposed				142,467	39.08%
District Votes:		88,499				364,583	

DISTRICT 7

(I) McIntyre, Mike	D	Unopposed				168,695	50.10%
Rouzer, David	R	34,647	48.52%			168,041	49.90%
Pantano, Ilario Gregory	R	31,752	44.46%				
Crow, Randy	R	5,012	7.02%				
Party Votes:	R	71,411					
District Votes:		71,411				336,736	

DISTRICT 8

Hudson, Richard	R	21,451	32.07%	10,699	63.62%	160,695	53.16%
Keadle, Scott	R	14,687	21.96%	6,118	36.38%		
Robinson, Vernon	R	12,181	18.21%				
Steen, Fred F., II	R	9,670	14.46%				
Whitley, John M.	R	8,894	13.30%				
Party Votes:	R	66,883		16,817			
(I) Kissell, Larry	D	45,987	72.56%			137,139	45.37%
Williams, Marcus W.	D	17,393	27.44%				
Party Votes:	D	63,380					
Blue, Antonio	W					3,990	1.32%
Scattered	W					456	0.15%
District Votes:		130,263		16,817		302,280	

DISTRICT 9

Pittenger, Robert	R	29,999	32.45%	18,982	52.90%	194,537	51.78%
Pendergraph, Jim	R	23,401	25.31%	16,902	47.10%		
Peacock, Edwin B., III	R	11,336	12.26%				
Killian, Ric	R	9,691	10.48%				
Barry, Dan	R	5,515	5.97%				
Dulin, Andy	R	4,526	4.90%				
Steinberg, Mike	R	2,297	2.48%				
Gauthier, Jon	R	2,056	2.22%				
Leonczyk, Ken	R	2,047	2.21%				
Lynch, Richard	R	1,000	1.08%				
Shaffer, Michael	R	579	0.63%				
Party Votes:	R	92,447		35,884			
Roberts, Jennifer	D	Unopposed				171,503	45.65%
Campbell, Curtis	LIB	Unopposed				9,650	2.57%
District Votes:		92,447		35,884		375,690	

ELECTION TYPE: PRIMARY RUNOFF GENERAL

CANDIDATE NAME	PARTY	# OF VOTES	%	# OF VOTES	%	# OF VOTES	%
----------------	-------	------------	---	------------	---	------------	---

OHIO (Continued)

March 6th

November 6th

DISTRICT 16

(I) Renacci, Jim	R	66,487	100.00%			185,167	52.05%
	Party Votes:	R	66,487				
(I) Sutton, Betty	D	37,232	100.00%			170,604	47.95%
	Party Votes:	D	37,232				
Blevins, Jeffrey J.	LIB	135	100.00%				
	Party Votes:	LIB	135				
	District Votes:		103,854			355,771	
	Total State Votes:		1,537,788			5,140,321	

OKLAHOMA

June 26th

August 28th

November 6th

DISTRICT 1

Brindenstine, Jim	R	28,055	53.83%			181,084	63.47%
(I) Sullivan, John	R	24,058	46.17%				
	Party Votes:	R	52,113				
Olson, John	D	Unopposed				91,421	32.04%
Allen, Craig	IND					12,807	4.49%
	District Votes:		52,113			285,312	

DISTRICT 2

Mullin, Markwayne	R	12,008	42.40%	12,059	56.81%	143,701	57.34%
Faught, George	R	6,582	23.24%	9,167	43.19%		
Wood, Dakota	R	3,479	12.28%				
Rowe, Dustin	R	2,871	10.14%				
Pettigrew, Wayne	R	2,479	8.75%				
Thompson, Dwayne	R	901	3.18%				
	Party Votes:	R	28,320		21,226		
Wallace, Rob	D	31,793	46.14%	25,105	57.02%	96,081	38.34%
Herriman, Wayne	D	28,632	41.55%	18,926	42.98%		
Everett, Earl E.	D	8,484	12.31%				
	Party Votes:	D	68,909		44,031		
Fulks, Michael G.	IND					10,830	4.32%
	District Votes:		97,229		65,257	250,612	

DISTRICT 3

(I) Lucas, Frank D.	R	33,454	88.16%			201,744	75.28%
Stump, William Craig	R	4,492	11.84%				
	Party Votes:	R	37,946				
Murray, Timothy Ray	D	9,252	52.33%			53,472	19.95%
Robbins, Frankie	D	8,429	47.67%				
	Party Votes:	D	17,681				
Sanders, William M.	IND					12,787	4.77%
	District Votes:		55,627			268,003	

ELECTION TYPE: PRIMARY RUNOFF GENERAL

CANDIDATE NAME	PARTY	# OF VOTES	%	# OF VOTES	%	# OF VOTES	%
----------------	-------	------------	---	------------	---	------------	---

SOUTH CAROLINA (Continued)

June 12th*

June 26th

November 6th

DISTRICT 3

(I) Duncan, Jeff	R	Unopposed				169,512	66.54%
Doyle, Brian Ryan B.	D	4,782	66.00%			84,735	33.26%
Gaither, Cason	D	2,464	34.00%				
Party Votes:	D	7,246					
Scattered	W					516	0.20%
District Votes:		7,246				254,763	

DISTRICT 4

(I) Gowdy, Trey	R	Unopposed				173,201	64.90%
Morrow, Deb					Combined Parties:	89,964	33.71%
Morrow, Deb	WF	*				[5,877]	[2.20%]
Morrow, Deb	D	3,678	70.65%			[84,087]	[31.51%]
Tobias, Jimmy	D	1,528	29.35%				
Party Votes:	D	5,206					
Sumerel, Jeff	GRE	*				3,390	1.27%
Scattered	W					329	0.12%
District Votes:		5,206				266,884	

DISTRICT 5

(I) Mulvaney, Mick	R	Unopposed				154,324	55.51%
Knott, Joyce					Combined Parties:	123,443	44.40%
Knott, Joyce	D	Unopposed				[113,904]	[40.97%]
Knott, Joyce	WF	*				[9,539]	[3.43%]
Scattered	W					236	0.08%
District Votes:						278,003	

DISTRICT 6

(I) Clyburn, James E. "Jim"	D	Unopposed				218,717	93.62%
Muhammad, Nammu Y.	GRE	*				12,920	5.53%
Scattered	W					1,978	0.85%
District Votes:						233,615	

DISTRICT 7

Rice, Tom	R	10,252	27.36%	16,844	56.11%	153,068	55.51%
Bauer, Andre	R	12,037	32.13%	13,173	43.89%		
Jordan, Jay	R	8,107	21.64%				
Prosser, Chad	R	3,824	10.21%				
Jenerette, Katherine	R	1,457	3.89%				
Wallace, Randal	R	691	1.84%				
Withington, Dick	R	641	1.71%				
Culler, Renee	R	279	0.74%				
Mader, Jim	R	180	0.48%				
Party Votes:	R	37,468		30,017			

(Continued on Next Page)

ELECTION TYPE: PRIMARY RUNOFF GENERAL

CANDIDATE NAME	PARTY	# OF VOTES	%	# OF VOTES	%	# OF VOTES	%
----------------	-------	------------	---	------------	---	------------	---

SOUTH CAROLINA (Continued)

June 12th*

June 26th

November 6th

DISTRICT 7 (Continued)

Tinubu, Gloria Bromell				Combined Parties:	122,389	44.39%
Tinubu, Gloria Bromell	WF	*			[7,795]	[2.83%]
Tinubu, Gloria Bromell	D	16,404	48.73%	17,930	72.70%	[114,594] [41.56%]
Brittain, Preston	D	12,347	36.67%	6,733	27.30%	
Vick, Ted	D	2,375	7.05%			
Diggs, Parnell	D	1,408	4.18%			
Pavilack, Harry	D	1,132	3.36%			
Scattered	Party Votes: D	33,666		24,663		
	W				281	0.10%
	District Votes:	71,134		54,680		275,738
	Total State Votes:	112,205		54,680		1,802,734

* The Libertarian Party nominated by convention on April 21, 2012, the Green Party nominated by convention on April 28, 2012, and the Working Families Party nominated by convention on May 5, 2012. Convention nominees are noted with an asterisk.

SOUTH DAKOTA

June 5th

November 6th

(I) Noem, Kristi	R	Unopposed		207,640	57.45%
Varilek, Matt	D	21,759	71.92%	153,789	42.55%
Barth, Jeff	D	8,494	28.08%		
	Party Votes: D	30,253			
	Total State Votes:	30,253		361,429	

TENNESSEE

August 2nd

November 6th

DISTRICT 1

(I) Roe, Phil	R	53,490	100.00%	182,252	76.04%
	Party Votes: R	53,490			
Woodruff, Alan	D	5,687	100.00%	47,663	19.89%
	Party Votes: D	5,687			
Brackett, Karen Sherry	IND			4,837	2.02%
Smith, Robert N.	GRE			2,872	1.20%
Salyer, Michael D.	IND			2,048	0.85%
	District Votes:	59,177		239,672	

DISTRICT 2

(I) Duncan, John J., Jr.	R	36,335	83.39%	196,894	74.44%
Leinweber, Joseph, Jr.	R	3,919	8.99%		
Ciparro, Nick	R	3,317	7.61%		
	Party Votes: R	43,571			
Goodale, Troy Christopher	D	5,617	100.00%	54,522	20.61%
	Party Votes: D	5,617			
Dryer, Norris	GRE			5,733	2.17%
Samples, Greg	IND			4,382	1.66%
Stewart, Brandon	IND			2,974	1.12%
	District Votes:	49,188		264,505	

ELECTION TYPE: PRIMARY RUNOFF GENERAL

CANDIDATE NAME	PARTY	# OF VOTES	%	# OF VOTES	%	# OF VOTES	%
----------------	-------	------------	---	------------	---	------------	---

TEXAS (Continued)

May 29th*

July 31st

November 6th

DISTRICT 2

(I) Poe, Ted	R	39,336	100.00%			159,664	64.82%
	Party Votes: R	39,336					
Dougherty, Jim	D	6,676	100.00%			80,512	32.68%
	Party Votes: D	6,676					
Duncan, Kenneth	LIB	*				4,140	1.68%
Roberts, Mark A.	GRE	*				2,012	0.82%
	District Votes:	46,012				246,328	

DISTRICT 3

(I) Johnson, Sam	R	33,592	83.06%			187,180	100.00%
Pierce, Harry	R	4,848	11.99%				
Caesar, Josh	R	2,002	4.95%				
	Party Votes: R	40,442					
	District Votes:	40,442				187,180	

DISTRICT 4

(I) Hall, Ralph M.	R	38,202	58.37%			182,679	72.97%
Clark, Steve	R	13,719	20.96%				
Gigliotti, Lou	R	13,532	20.67%				
	Party Votes: R	65,453					
Hathcox, VaLinda	D	7,389	100.00%			60,214	24.05%
	Party Votes: D	7,389					
Griffing, Thomas	LIB	*				7,262	2.90%
Rostek, Fred	W					188	0.08%
	District Votes:	72,842				250,343	

DISTRICT 5

(I) Hensarling, Jeb	R	41,348	100.00%			134,091	64.40%
	Party Votes: R	41,348					
Mrosko, Linda S.	D	2,778	39.16%	1,848	60.83%	69,178	33.22%
Berry, Tom	D	2,219	31.28%	1,190	39.17%		
Wallace, Pat	D	2,097	29.56%				
	Party Votes: D	7,094		3,038			
Ashby, Ken	LIB	*				4,961	2.38%
	District Votes:	48,442		3,038		208,230	

DISTRICT 6

(I) Barton, Joe L.	R	26,192	63.22%			145,019	58.02%
Chow, Joe	R	8,154	19.68%				
Kuchar, Frank C.	R	4,725	11.41%				
Gelbman, Itamar	R	2,356	5.69%				
	Party Votes: R	41,427					
Sanders, Kenneth	D	6,609	61.25%			98,053	39.23%
Hinojosa-Flores, Brianna	D	3,483	32.28%				
Jaquess, Don	D	698	6.47%				
	Party Votes: D	10,790					
Chauvin, Hugh	LIB	*				4,847	1.94%
Parmer, Brandon	GRE	*				2,017	0.81%
	District Votes:	52,217				249,936	

ELECTION TYPE: PRIMARY RUNOFF GENERAL

CANDIDATE NAME	PARTY	# OF VOTES	%	# OF VOTES	%	# OF VOTES	%
----------------	-------	------------	---	------------	---	------------	---

TEXAS (Continued)

May 29th*

July 31st

November 6th

DISTRICT 7

(I) Culberson, John	R	37,590	86.29%			142,793	60.81%
Tofte, Bill	R	5,971	13.71%				
Party Votes:	R	43,561					
Squiers, Lissa	D	2,848	39.92%	1,545	42.14%		
Cargas, James	D	2,410	33.78%	2,121	57.86%	85,553	36.43%
Andrews, Phillip	D	1,876	26.30%				
Party Votes:	D	7,134		3,666			
Parks, Drew	LIB	*				4,669	1.99%
Findley, Lance	GRE	*				1,822	0.78%
District Votes:		50,695		3,666		234,837	

DISTRICT 8

(I) Brady, Kevin	R	48,366	76.11%			194,043	77.29%
Youngblood, Larry	R	15,181	23.89%				
Party Votes:	R	63,547					
Burns, Neil	D	5,789	100.00%			51,051	20.33%
Party Votes:	D	5,789					
Hall, Roy	LIB	*				5,958	2.37%
District Votes:		69,336				251,052	

DISTRICT 9

(I) Green, Al	D	20,917	100.00%			144,075	78.49%
Party Votes:	D	20,917					
Mueller, Steve	R	7,255	100.00%			36,139	19.69%
Party Votes:	R	7,255					
Foster, Vanessa	GRE	*				1,743	0.95%
Wieder, John	LIB	*				1,609	0.88%
District Votes:		28,172				183,566	

DISTRICT 10

(I) McCaul, Michael	R	39,543	83.77%			159,783	60.52%
Traylor, Eddie	R	7,664	16.23%				
Party Votes:	R	47,207					
Cadien, Tawana W.	D	8,061	56.65%			95,710	36.25%
Miller, William E., Jr.	D	6,169	43.35%				
Party Votes:	D	14,230					
Priest, Richard	LIB	*				8,526	3.23%
District Votes:		61,437				264,019	

DISTRICT 11

(I) Conaway, Mike	R	48,581	70.36%			177,742	78.64%
Younts, Chris	R	12,917	18.71%				
Brown, Wade	R	7,547	10.93%				
Party Votes:	R	69,045					
Riley, Jim	D	4,322	100.00%			41,970	18.57%
Party Votes:	D	4,322					
Ballard, Scott J.	LIB	*				6,311	2.79%
District Votes:		73,367				226,023	

ELECTION TYPE: PRIMARY RUNOFF GENERAL

CANDIDATE NAME	PARTY	# OF VOTES	%	# OF VOTES	%	# OF VOTES	%
----------------	-------	------------	---	------------	---	------------	---

TEXAS (Continued)

May 29th*

July 31st

November 6th

DISTRICT 12

(I) Granger, Kay	R	34,828	80.18%			175,649	70.91%
Lawrence, Bill	R	8,611	19.82%				
Party Votes:	R	43,439					
Robinson, Dave	D	6,530	100.00%			66,080	26.68%
Party Votes:	D	6,530					
Solodow, Matthew	LIB	*				5,983	2.42%
District Votes:		49,969				247,712	

DISTRICT 13

(I) Thornberry, Mac	R	47,051	77.53%			187,775	90.98%
Barlow, Pamela Lee	R	13,637	22.47%				
Party Votes:	R	60,688					
Deek, John Robert	LIB	*				12,701	6.15%
Houston, Keith F.	GRE	*				5,912	2.86%
District Votes:		60,688				206,388	

DISTRICT 14

Weber, Randy	R	12,088	27.60%	23,295	62.81%	131,460	53.47%
Harris, Felicia	R	8,287	18.92%	13,792	37.19%		
Truncale, Michael	R	6,212	14.18%				
Old, Jay	R	6,143	14.02%				
Gonzalez, Robert	R	4,302	9.82%				
Sargent, Bill	R	3,328	7.60%				
Gay, John	R	2,075	4.74%				
Harper, George	R	813	1.86%				
Mansius, Mark A.	R	554	1.26%				
Party Votes:	R	43,802		37,087			
Lampson, Nick	D	18,500	83.24%			109,697	44.62%
Dailey, Linda	D	3,724	16.76%				
Party Votes:	D	22,224					
Grady, Zach	LIB	*				3,619	1.47%
Smith, Rhett Rosenquest	GRE	*				1,063	0.43%
District Votes:		66,026		37,087		245,839	

DISTRICT 15

(I) Hinojosa, Rubén	D	29,397	71.16%			89,296	60.89%
Cantu, David	D	5,008	12.12%				
Cross, Jane	D	4,208	10.19%				
Ramirez, Ruben Ramon	D	2,012	4.87%				
Partain, Johnny "JP"	D	687	1.66%				
Party Votes:	D	41,312					
Brueggemann, Dale A.	R	4,551	31.68%	6,403	57.30%	54,056	36.86%
Zamora, Eddie	R	4,749	33.06%	4,771	42.70%		
Cervera, Rebecca	R	2,942	20.48%				
Kuiken, Jim	R	2,124	14.78%				
Party Votes:	R	14,366		11,174			
Finch, Ron	LIB	*				3,309	2.26%
District Votes:		55,678		11,174		146,661	

ELECTION TYPE: PRIMARY RUNOFF GENERAL

CANDIDATE NAME	PARTY	# OF VOTES	%	# OF VOTES	%	# OF VOTES	%
----------------	-------	------------	---	------------	---	------------	---

TEXAS (Continued)

May 29th*

July 31st

November 6th

DISTRICT 22

(I) Olson, Pete	R	35,838	76.48%			160,668	64.03%
Carlson, Barbara J.	R	11,019	23.52%				
Party Votes:	R	46,857					
Rogers, Kesha	D	3,666	50.71%			80,203	31.96%
George, KP	D	3,563	49.29%				
Party Votes:	D	7,229					
Susman, Steven	LIB	*				5,986	2.39%
Cook, Don	GRE	*				4,054	1.62%
District Votes:		54,086				250,911	

DISTRICT 23

Gallego, Pete P.	D	16,202	40.83%	15,815	54.81%	96,676	50.31%
Rodriguez, Ciro D.	D	18,237	45.96%	13,038	45.19%		
Bustamante, John M.	D	5,240	13.21%				
Party Votes:	D	39,679		28,853			
(I) Canseco, Francisco "Quico"	R	17,438	100.00%			87,547	45.56%
Party Votes:	R	17,438					
Blunt, Jeffrey C.	LIB	*				5,841	3.04%
Scharf, Ed	GRE	*				2,105	1.10%
District Votes:		57,117		28,853		192,169	

DISTRICT 24

(I) Marchant, Kenny E.	R	27,926	67.93%			148,586	61.02%
Stinchfield, Grant	R	13,184	32.07%				
Party Votes:	R	41,110					
Rusk, Tim	D	5,267	100.00%			87,645	36.00%
Party Votes:	D	5,267					
Stathas, John	LIB	*				7,258	2.98%
District Votes:		46,377				243,489	

DISTRICT 25

Williams, Roger	R	12,894	25.11%	26,495	57.97%	154,245	58.44%
Riddle, Wes	R	7,481	14.57%	19,210	42.03%		
Hewlett, Justin	R	6,178	12.03%				
Garrison, Dave	R	6,133	11.95%				
Williams, Michael	R	5,392	10.50%				
Costa, Dianne	R	4,810	9.37%				
Matthews, Brian	R	1,824	3.55%				
Holcomb, Charlie	R	1,690	3.29%				
Wilbanks, Chad	R	1,593	3.10%				
Burch, Bill	R	1,575	3.07%				
Dillon, James "Patriot"	R	1,174	2.29%				
Beltz, Ernie, Jr.	R	596	1.16%				
Party Votes:	R	51,340		45,705			
Henderson, Elaine M.	D	13,465	100.00%			98,827	37.44%
Party Votes:	D	13,465					
Dewey, Betsy	LIB	*				10,860	4.11%
District Votes:		64,805		45,705		263,932	

ELECTION TYPE: PRIMARY RUNOFF GENERAL

CANDIDATE NAME	PARTY	# OF VOTES	%	# OF VOTES	%	# OF VOTES	%
----------------	-------	------------	---	------------	---	------------	---

TEXAS (Continued)

May 29th*

July 31st

November 6th

DISTRICT 26

(I) Burgess, Michael	R	33,605	100.00%			176,642	68.27%
	Party Votes: R	33,605					
Sanchez, David	D	3,682	100.00%			74,237	28.69%
	Party Votes: D	3,682					
Boler, Mark	LIB	*				7,844	3.03%
	District Votes:	37,287				258,723	

DISTRICT 27

(I) Farenthold, Blake	R	28,058	70.78%			120,684	56.75%
Roberts, Trey	R	4,653	11.74%				
Middlebrook, Don Al	R	3,676	9.27%				
Grunwald, John	R	3,256	8.21%				
	Party Votes: R	39,643					
Harrison, Rose Meza	D	6,354	30.70%	7,024	60.61%	83,395	39.22%
Trevino, Jerry J.	D	8,231	39.77%	4,565	39.39%		
McDonald, Ronnie C.	D	5,682	27.45%				
Junaid, Murphy Alade	D	432	2.09%				
	Party Votes: D	20,699		11,589			
Baldwin, Bret	IND					5,354	2.52%
Byrd, Corrie	LIB	*				3,218	1.51%
	District Votes:	60,342		11,589		212,651	

DISTRICT 28

(I) Cuellar, Henry	D	35,350	100.00%			112,456	67.89%
	Party Votes: D	35,350					
Hayward, William R.	R	9,710	100.00%			49,309	29.77%
	Party Votes: R	9,710					
Hisel, Patrick	LIB	*				2,473	1.49%
Cary, Michael D.	GRE	*				1,407	0.85%
	District Votes:	45,060				165,645	

DISTRICT 29

(I) Green, Gene	D	10,667	100.00%			86,053	90.00%
	Party Votes: D	10,667					
Stanczak, James	LIB	*				4,996	5.23%
Selva, Maria	GRE	*				4,562	4.77%
	District Votes:	10,667				95,611	

DISTRICT 30

(I) Johnson, Eddie Bernice	D	23,346	70.06%			171,059	78.82%
Caraway, Barbara Mallory	D	5,996	17.99%				
Clayton, Taj	D	3,981	11.95%				
	Party Votes: D	33,323					
Washington, Travis, Jr.	R	6,260	100.00%			41,222	19.00%
	Party Votes: R	6,260					
Rankin, Ed	LIB	*				4,733	2.18%
	District Votes:	39,583				217,014	

ELECTION TYPE: PRIMARY RUNOFF GENERAL

CANDIDATE NAME	PARTY	# OF VOTES	%	# OF VOTES	%	# OF VOTES	%
----------------	-------	------------	---	------------	---	------------	---

TEXAS (Continued)

May 29th*

July 31st

November 6th

DISTRICT 31

(I) Carter, John R.	R	32,917	75.99%			145,348	61.28%
Klingemann, Eric	R	10,400	24.01%				
Party Votes:	R	43,317					
Wyman, Stephen M.	D	5,864	100.00%			82,977	34.98%
Party Votes:	D	5,864					
Garofolo, Ethan	LIB	*				8,862	3.74%
District Votes:		49,181				237,187	

DISTRICT 32

(I) Sessions, Pete	R	29,523	100.00%			146,653	58.28%
Party Votes:	R	29,523					
McGovern, Katherine Savers	D	7,301	84.20%			99,288	39.46%
Hofheinz, Walter	D	1,370	15.80%				
Party Votes:	D	8,671					
Hollist, Seth Jewel	LIB	*				5,695	2.26%
District Votes:		38,194				251,636	

DISTRICT 33

Veasey, Marc	D	6,938	36.77%	10,766	52.73%	85,114	72.51%
Garcia, Domingo	D	4,715	24.99%	9,653	47.27%		
Hicks, Kathleen	D	2,372	12.57%				
Alameel, David	D	2,064	10.94%				
Valdez, Manuel	D	884	4.69%				
Salazar, Steve	D	482	2.55%				
Castañeda, Chrysta	D	395	2.09%				
Roberts, Jason E.	D	342	1.81%				
Quintanilla, Carlos	D	286	1.52%				
Tatum, Kye P., Sr.	D	201	1.07%				
Molina, J. R.	D	189	1.00%				
Party Votes:	D	18,868		20,419			
Bradley, Chuck	R	3,706	63.79%			30,252	25.77%
King, Charles	R	2,104	36.21%				
Party Votes:	R	5,810					
Lindsay, Ed	GRE	*				2,009	1.71%
District Votes:		24,678		20,419		117,375	

DISTRICT 34

Vela, Filemon	D	18,233	40.46%	15,628	66.64%	89,606	61.89%
Blanchard, Denise Saenz	D	5,810	12.89%	7,824	33.36%		
Garza, Ramiro, Jr.	D	5,575	12.37%				
Torres, Salomon	D	4,745	10.53%				
Villalobos, Armando	D	3,926	8.71%				
Troiani, Anthony P.	D	3,638	8.07%				
Guerra, Juan Angel	D	2,200	4.88%				
Aycock, Elmo M.	D	935	2.07%				
Party Votes:	D	45,062		23,452			
Bradshaw, Jessica Puente	R	4,409	34.58%	5,309	55.33%	52,448	36.23%
Garza, Adela	R	4,632	36.33%	4,287	44.67%		
Haring, Paul B.	R	3,710	29.10%				
Party Votes:	R	12,751		9,596			
Shanklin, Steven "Ziggy"	LIB	*				2,724	1.88%
District Votes:		57,813		33,048		144,778	

ELECTION TYPE: PRIMARY RUNOFF GENERAL

CANDIDATE NAME	PARTY	# OF VOTES	%	# OF VOTES	%	# OF VOTES	%
----------------	-------	------------	---	------------	---	------------	---

TEXAS (Continued)

May 29th*

July 31st

November 6th

DISTRICT 35

(I) Doggett, Lloyd	D	14,559	73.25%			105,626	63.95%
Romo, Sylvia	D	4,212	21.19%				
Alvarado, Maria Luisa	D	1,105	5.56%				
Party Votes:	D	19,876					
Narvaiz, Susan	R	6,040	51.78%			52,894	32.02%
Roark, Rob	R	3,454	29.61%				
Yoggerst, John	R	2,171	18.61%				
Party Votes:	R	11,665					
Leone, Ross Lynn	LIB	*				4,082	2.47%
Owen, Meghan	GRE	*				2,540	1.54%
Alvarado, Simon	W					37	0.02%
District Votes:		31,541				165,179	

DISTRICT 36

Stockman, Steve	R	11,858	21.78%	21,472	55.27%	165,405	70.74%
Takach, Stephen	R	12,208	22.43%	17,378	44.73%		
Jackson, Mike	R	10,786	19.82%				
Engstrand, Jim	R	5,114	9.40%				
Griffin, Ky D.	R	4,025	7.39%				
Meyer, Charles B. "Chuck"	R	2,156	3.96%				
Morrell, Kim	R	1,930	3.55%				
Myers, Lois Dickson	R	1,558	2.86%				
Doyle, Jerry L.	R	1,479	2.72%				
Casey, Keith	R	1,225	2.25%				
Whitton, Daniel	R	1,110	2.04%				
Wintill, Tim	R	984	1.81%				
Party Votes:	R	54,433		38,850			
Martin, Max	D	9,869	100.00%			62,143	26.58%
Party Votes:	D	9,869					
Cole, Michael K.	LIB	*				6,284	2.69%
District Votes:		64,302		38,850		233,832	
Total State Votes:		1,837,481		233,429		7,664,208	

* In Texas, the Green and Libertarian Parties nominate by convention. The convention dates are March 17, 2012, for single county U.S. House Districts 2, 3, 7, 16, 18, 20, 29 and 30; and March 24, 2012 for multi-county U.S. House Districts 1, 4-6, 8-15, 17, 19, 21-28, 31-36. Convention nominees are noted with an asterisk.

UTAH

June 26th*

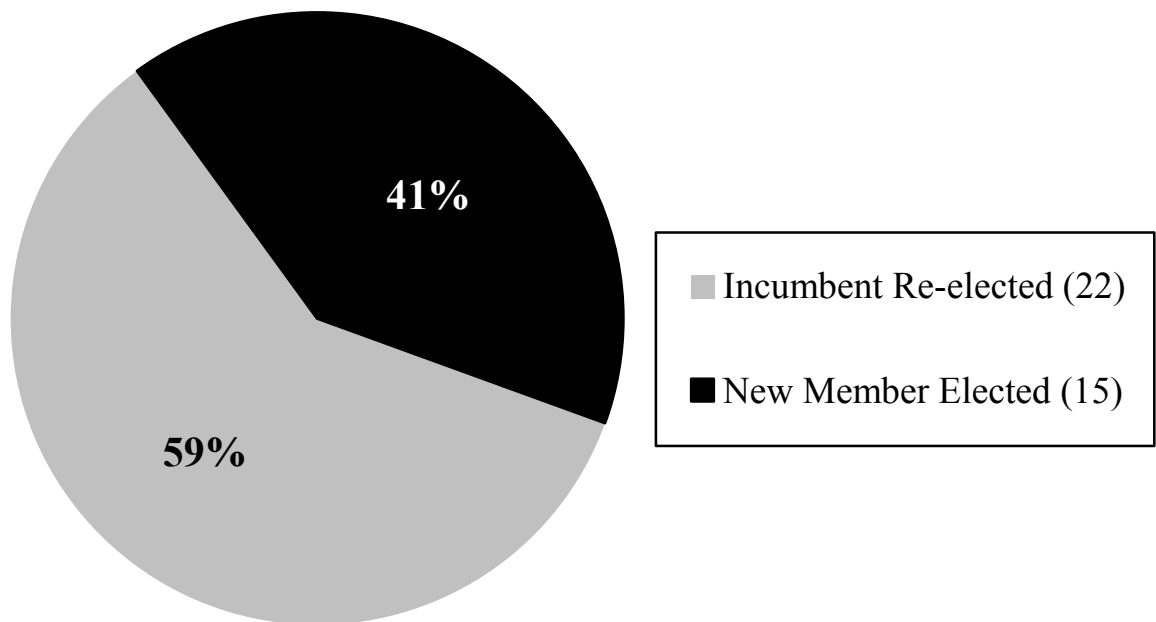
November 6th

DISTRICT 1

(I) Bishop, Rob	R	*				175,487	71.47%
Smith, Jacqueline B.	R						
Fabiano, Leonard Joe	R						
McAleer, Donna M.	D	3,881	66.63%			60,611	24.69%
Combe, Ryan	D	1,944	33.37%				
Party Votes:	D	5,825					
Phipps, Sherry	CON	*				9,430	3.84%
District Votes:		5,825				245,528	

OFFICIAL ELECTION RESULTS
FOR
UNITED STATES SENATE

2010 U.S. Senate Campaigns



CANDIDATE NAME	PARTY	# OF VOTES	%	# OF VOTES	%	# OF VOTES	%
----------------	-------	------------	---	------------	---	------------	---

ALASKA (Continued)

August 24th

November 2nd

Klemme, Bill	W			1	0.00%
Landis-Beck, Marjori	W			1	0.00%
Rice, Anthony	W			1	0.00%
Steve, Thompson	W			1	0.00%
Tolbert, Georgia Lee	W			1	0.00%
Total State Votes:		145,830		257,538	

ARIZONA

August 24th

November 2nd

(I) McCain, John	R	333,744	56.25%	1,005,615	58.86%
Hayworth, J.D.	R	190,229	32.06%		
Deakin, Jim	R	69,328	11.69%		
Party Votes:	R	593,301			
Glassman, Rodney	D	100,307	34.60%	592,011	34.65%
Eden, Cathy	D	76,487	26.39%		
Dougherty, John	D	68,589	23.66%		
Parraz, Randy	D	44,435	15.33%		
Koller, William	W(D)	48	0.02%		
Party Votes:	D	289,866			
Nolan, David F.	LIB	2,669	100.00%	80,097	4.69%
Party Votes:	LIB	2,669			
Joslyn, Jerry	GRE	1,948	100.00%	24,603	1.44%
Party Votes:	GRE	1,948			
Gilyeat, Ian	W			5,938	0.35%
Ellis, Loyd	W			160	0.01%
Chavez, Santos	W			39	0.00%
Dudikoff, Sydney	W			14	0.00%
Caplette, Ray J.	W			7	0.00%
Total State Votes:		887,784		1,708,484	

ARKANSAS

May 18th

June 8th

November 2nd

Boozman, John	R	75,010	52.73%			451,618	57.90%
Holt, Jim	R	24,826	17.45%				
Baker, Gilbert	R	16,540	11.63%				
Reynolds, Conrad "Colonel"	R	7,128	5.01%				
Coleman, Curtis	R	6,928	4.87%				
Hendren, Kim	R	5,551	3.90%				
Alexander, Randy	R	4,389	3.09%				
Ramey, Fred	R	1,888	1.33%				
Party Votes:	R	142,260					
(I) Lincoln, Blanche Lambert	D	146,579	44.50%	134,756	52.00%	288,156	36.95%
Halter, Bill	D	140,081	42.53%	124,405	48.00%		
Morrison, DC	D	42,695	12.96%				
Party Votes:	D	329,355		259,161			
Drown, Trevor	IND					25,234	3.24%
Gray, John Laney, III	GRE					14,430	1.85%
Scattered	W					376	0.05%
Hercher, Stephan "Troublemaker"	W					143	0.02%
Total State Votes:		471,615		259,161		779,957	

CANDIDATE NAME	PARTY	# OF VOTES	%	# OF VOTES	%	# OF VOTES	%
----------------	-------	------------	---	------------	---	------------	---

NEW YORK (Full Term)

September 14th

November 2nd

(I) Schumer, Charles E.				Combined Parties:	3,047,880	66.30%
Schumer, Charles E.	D	Unopposed			[2,686,698]	[58.45%]
Schumer, Charles E.	WF	Unopposed			[183,714]	[4.00%]
Schumer, Charles E.	IDP	Unopposed			[177,468]	[3.86%]
Townsend, Jay				Combined Parties:	1,480,423	32.21%
Townsend, Jay	R	234,440	55.41%		[1,239,605]	[26.97%]
Berntsen, Gary	R	188,628	44.59%			
	Party Votes:	R	423,068			
Townsend, Jay	CRV	Unopposed			[240,818]	[5.24%]
Clark, Colia	GRE				42,341	0.92%
Credico, Randy A.	APP/LIB				24,871	0.54%
Scattered	W				1,281	0.03%
	Total Full Term Votes:		423,068			4,596,796

NEW YORK (Unexpired Term)

September 14th

November 2nd

(I) Gillibrand, Kirsten E.				Combined Parties:	2,837,684	62.94%
Gillibrand, Kirsten E.	D	464,512	76.15%		[2,479,393]	[54.99%]
Goode, Gail	D	145,491	23.85%			
	Party Votes:	D	610,003			
Gillibrand, Kirsten E.	WF	Unopposed			[182,655]	[4.05%]
Gillibrand, Kirsten E.	IDP	Unopposed			[175,636]	[3.90%]
DioGuardi, Joseph J.				Combined Parties:	1,582,693	35.10%
DioGuardi, Joseph J.	R	185,483	41.78%		[1,338,308]	[29.68%]
Malpass, David	R	167,151	37.65%			
Blakeman, Bruce	R	91,312	20.57%			
	Party Votes:	R	443,946			
DioGuardi, Joseph J.	CRV/TX	Unopposed			[244,385]	[5.42%]
Lawrence, Cecile A.	GRE				35,489	0.79%
Clifton, John	LIB				18,414	0.41%
Huff, Joseph	RDH				17,019	0.38%
Morgan, Vivia	APP				11,787	0.26%
Blakeman, Bruce	TRP				4,516	0.10%
Scattered	W				1,169	0.03%
	Total Unexpired Term Votes:		1,053,949			4,508,771

NORTH CAROLINA

May 4th

June 22nd

November 2nd

(I) Burr, Richard	R	297,993	80.11%			1,458,046	54.81%
Jones, Brad	R	37,616	10.11%				
Burks, Eddie	R	22,111	5.94%				
Linney, Larry	R	14,248	3.83%				
	Party Votes:	R	371,968				
Marshall, Elaine	D	154,605	36.35%	95,390	59.96%	1,145,074	43.05%
Cunningham, Cal	D	115,851	27.24%	63,691	40.04%		
Lewis, Ken	D	72,510	17.05%				
Williams, Marcus W.	D	35,984	8.46%				
Harris, Susan	D	29,738	6.99%				
Worthy, Ann	D	16,655	3.92%				
	Party Votes:	D	425,343		159,081		

CANDIDATE NAME	PARTY	# OF VOTES	%	# OF VOTES	%	# OF VOTES	%
----------------	-------	------------	---	------------	---	------------	---

NORTH CAROLINA (Continued)

		May 4th	June 22nd	November 2nd
Beitler, Michael	LIB	Unopposed		55,687 2.09%
Scattered	W			1,198 0.05%
Nolan, Jim	W			64 0.00%
Genay, Michael	W			10 0.00%
Total State Votes:		797,311	159,081	2,660,079

NORTH DAKOTA

		June 8th	November 2nd
Hoeven, John	R	65,075 99.80%	181,689 76.08%
Scattered	W(R)	130 0.20%	
Party Votes:	R	65,205	
Potter, Tracy	DNL	26,258 99.64%	52,955 22.17%
Scattered	W(DNL)	91 0.35%	
Dorgan, Byron	W(DNL)	4 0.02%	
Party Votes:	DNL	26,353	
Hanson, Keith J.	LIB	535 97.63%	3,890 1.63%
Scattered	W(LIB)	13 2.37%	
Party Votes:	LIB	548	
Scattered	W		278 0.12%
Total State Votes:		92,106	238,812

OHIO

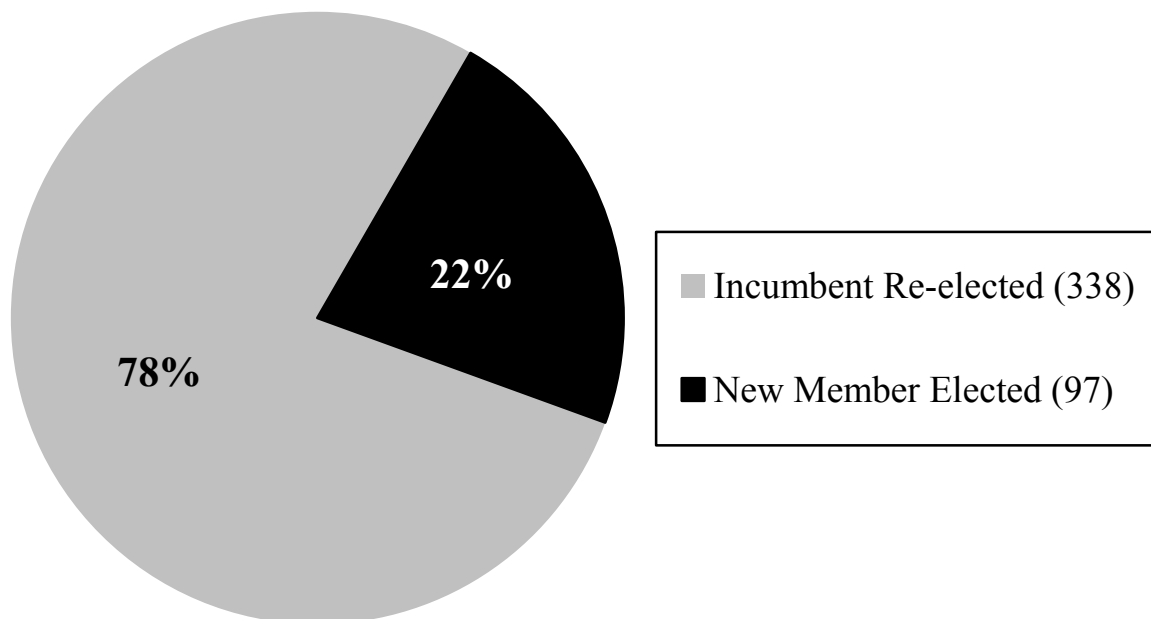
		May 4th	November 2nd
Portman, Rob	R	667,369 100.00%	2,168,742 56.85%
Party Votes:	R	667,369	
Fisher, Lee	D	380,189 55.57%	1,503,297 39.40%
Brunner, Jennifer	D	304,026 44.43%	
Party Votes:	D	684,215	
Deaton, Eric W.	CON	1,834 100.00%	65,856 1.73%
Party Votes:	CON	1,834	
Pryce, Michael L.	IND		50,101 1.31%
LaBotz, Daniel H.	SUS	383 100.00%	26,454 0.69%
Party Votes:	SUS	383	
Sullivan, Arthur T.	W		648 0.02%
Total State Votes:		1,353,801	3,815,098

OKLAHOMA

		July 27th	November 2nd
(I) Coburn, Tom	R	223,997 90.36%	718,482 70.64%
Rogers, Evelyn L.	R	15,093 6.09%	
Spring, Lewis Kelly	R	8,812 3.55%	
Party Votes:	R	247,902	
Rogers, Jim	D	157,955 65.36%	265,814 26.13%
Myles, Mark	D	83,715 34.64%	
Party Votes:	D	241,670	
Wallace, Stephen P.	IND		25,048 2.46%
Dwyer, Ronald F.	IND		7,807 0.77%
Total State Votes:		489,572	1,017,151

OFFICIAL ELECTION RESULTS FOR UNITED STATES HOUSE OF REPRESENTATIVES

2010 U.S. House Campaigns



ELECTION TYPE: PRIMARY RUNOFF GENERAL

CANDIDATE NAME	PARTY	# OF VOTES	%	# OF VOTES	%	# OF VOTES	%
----------------	-------	------------	---	------------	---	------------	---

ALABAMA

June 1st

July 13th

November 2nd

DISTRICT 1

(I)	Bonner, Jo	R	56,937	75.25%			129,063	82.58%
	Gounares, Peter	R	18,725	24.75%				
	Party Votes:	R	75,662					
	Walter, David	CPA					26,357	16.87%
	Scattered	W					861	0.55%
	District Votes:		75,662				156,281	

DISTRICT 2

	Roby, Martha	R	36,295	48.55%	39,169	60.02%	111,645	50.97%
	Barber, Rick	R	21,313	28.51%	26,091	39.98%		
	Bell, Stephanie	R	13,797	18.46%				
	McKinney, John Beau, III	R	3,349	4.48%				
	Party Votes:	R	74,754		65,260			
(I)	Bright, Bobby	D	Unopposed				106,865	48.79%
	Scattered	W					518	0.24%
	District Votes:		74,754		65,260		219,028	

DISTRICT 3

(I)	Rogers, Mike	R	Unopposed				117,736	59.42%
	Segrest, Steve	D	Unopposed				80,204	40.48%
	Scattered	W					199	0.10%
	District Votes:						198,139	

DISTRICT 4

(I)	Aderholt, Robert	R	Unopposed				167,714	98.82%
	Scattered	W					2,007	1.18%
	District Votes:						169,721	

DISTRICT 5

	Brooks, Mo	R	35,746	50.81%			131,109	57.89%
(I)	Griffith, Parker	R	23,525	33.44%				
	Phillip, Les	R	11,085	15.76%				
	Party Votes:	R	70,356					
	Raby, Steve	D	27,814	61.67%			95,192	42.03%
	Shepard, Taze	D	10,262	22.75%				
	Howie, Mitchell J.	D	5,277	11.70%				
	Maker, David J.	D	1,751	3.88%				
	Party Votes:	D	45,104					
	Scattered	W					189	0.08%
	District Votes:		115,460				226,490	

DISTRICT 6

(I)	Bachus, Spencer	R	80,725	75.64%			205,288	98.05%
	Cooke, Stan	R	25,997	24.36%				
	Party Votes:	R	106,722					
	Scattered	W					4,076	1.95%
	District Votes:		106,722				209,364	

ELECTION TYPE:	PRIMARY	RUNOFF	GENERAL				
CANDIDATE NAME	PARTY	# OF VOTES	%	# OF VOTES	%	# OF VOTES	%

ALABAMA (Continued)

DISTRICT 7

		June 1st	July 13th	November 2nd
Sewell, Terri A.	D	31,531 36.80%	32,366 55.00%	136,696 72.43%
Smoot, Shelia	D	24,490 28.59%	26,481 45.00%	
Hilliard, Earl, Jr.	D	22,981 26.82%		
Bozeman, Martha	D	6,672 7.79%		
	Party Votes: D	85,674	58,847	
Chamberlain, Don	R	6,166 37.58%	11,783 55.76%	51,890 27.50%
Salter, Chris	R	4,826 29.42%	9,349 44.24%	
Waller, Michele	R	2,804 17.09%		
Hendrickson, Carol F.	R	2,610 15.91%		
	Party Votes: R	16,406	21,132	
Scattered	W			138 0.07%
	District Votes:	102,080	79,979	188,724
	Total State Votes:	474,678	145,239	1,367,747

ALASKA

August 24th

November 2nd

(I) Young, Don	R	74,310 70.35%		175,384 68.96%
Fisher, Sheldon	R	24,709 23.39%		
Cox, John R.	R	6,605 6.25%		
	Party Votes: R	105,624		
Crawford, Harry T., Jr.	D	38,673 100.00%		77,606 30.51%
	Party Votes: D	38,673		
Scattered	W			1,345 0.53%
	Total State Votes:	144,297		254,335

AMERICAN SAMOA

November 2nd

(I) Faleomavaega, Eni F.H.	D			6,182 56.41%
Amata, Aumua	R			4,422 40.35%
Tuika, Tuika	NNE			356 3.25%
	Total Votes:			10,960

ARIZONA

August 24th

November 2nd

DISTRICT 1

Gosar, Paul	R	21,941 30.73%		112,816 49.72%
Hay, Sydney	R	16,328 22.87%		
Beauchamp, Bradley	R	11,356 15.91%		
Bowers, Russell "Rusty"	R	10,552 14.78%		
Mehta, Steve	R	5,846 8.19%		
Zaleski, Thomas J.	R	2,105 2.95%		
Jensen, Jon	R	1,736 2.43%		
Jaraczewski, Joe	R	1,530 2.14%		
	Party Votes: R	71,394		
(I) Kirkpatrick, Ann	D	46,902 100.00%		99,233 43.73%
	Party Votes: D	46,902		

(Continued on Next Page)

ELECTION TYPE: PRIMARY RUNOFF GENERAL

CANDIDATE NAME	PARTY	# OF VOTES	%	# OF VOTES	%	# OF VOTES	%
----------------	-------	------------	---	------------	---	------------	---

ARIZONA (Continued)

August 24th

November 2nd

DISTRICT 8

(I) Giffords, Gabrielle	D	55,530	100.00%			138,280	48.76%
	Party Votes: D	55,530					
Kelly, Jesse	R	43,097	48.31%			134,124	47.30%
Paton, Jonathan	R	37,066	41.55%				
Miller, Brian	R	6,613	7.41%				
Quick, Jay	R	1,933	2.17%				
Goss, Andy	R	502	0.56%				
	Party Votes: R	89,211					
Stoltz, Steven	LIB	482	100.00%			11,174	3.94%
	Party Votes: LIB	482					
	District Votes:	145,223				283,578	
	Total State Votes:	830,858				1,698,145	

ARKANSAS

May 18th

June 8th

November 2nd

DISTRICT 1

Crawford, Rick	R	14,461	71.79%			93,224	51.79%
Smith, Princella D.	R	5,682	28.21%				
	Party Votes: R	20,143					
Causey, Chad	D	25,854	26.98%	39,402	51.47%	78,267	43.48%
Wooldridge, Tim	D	36,809	38.41%	37,156	48.53%		
Cook, David R.	D	14,158	14.77%				
Bryles, Steve	D	9,650	10.07%				
Green, Terry G.	D	5,094	5.32%				
Ponder, Ben	D	4,270	4.46%				
	Party Votes: D	95,835		76,558			
Adler, Ken	GRE					8,320	4.62%
Higgins, Mickey	W					196	0.11%
Scattered	W					9	0.00%
	District Votes:	115,978		76,558		180,016	

DISTRICT 2

Griffin, Tim	R	24,610	61.69%			122,091	57.90%
Wallace, Scott	R	15,285	38.31%				
	Party Votes: R	39,895					
Elliott, Joyce	D	30,420	39.73%	37,021	53.76%	80,687	38.27%
Wills, Robbie	D	21,299	27.82%	31,844	46.24%		
Boling, David	D	14,800	19.33%				
Kennedy, Patrick	D	5,032	6.57%				
Adams, John	D	5,021	6.56%				
	Party Votes: D	76,572		68,865			
Levi, Lance	IND					4,421	2.10%
Kennedy, Lewis	GRE					3,599	1.71%
Scattered	W					40	0.02%
Suits, Danial	W					14	0.01%
	District Votes:	116,467		68,865		210,852	

ELECTION TYPE: PRIMARY RUNOFF GENERAL

CANDIDATE NAME	PARTY	# OF VOTES	%	# OF VOTES	%	# OF VOTES	%
----------------	-------	------------	---	------------	---	------------	---

ARKANSAS (Continued)

May 18th

June 8th

November 2nd

DISTRICT 3

Womack, Steve	R	19,414	31.18%	18,334	51.77%	148,581	72.44%
Bledsoe, Cecile	R	8,253	13.25%	17,080	48.23%		
DeLay, Gunner	R	8,088	12.99%				
Skoch, Bernie	R	7,092	11.39%				
Matayo, Doug	R	6,088	9.78%				
Maddox, Kurt	R	6,037	9.70%				
Moore, Mike	R	4,801	7.71%				
Lowry, Steve	R	2,491	4.00%				
Party Votes:	R	62,264		35,414			
Whitaker, David	D	Unopposed				56,542	27.56%
District Votes:		62,264		35,414		205,123	

DISTRICT 4

(I) Ross, Mike	D	Unopposed				102,479	57.53%
Rankin, Beth Anne	R	9,761	55.37%			71,526	40.15%
Gallas, Glenn	R	7,867	44.63%				
Party Votes:	R	17,628					
Drake, Josh	GRE					4,129	2.32%
District Votes:		17,628				178,134	
Total State Votes:		312,337		180,837		774,125	

CALIFORNIA

June 8th

November 2nd

DISTRICT 1

(I) Thompson, Mike	D	74,695	100.00%			147,307	62.79%
Party Votes:	D	74,695					
Hanks, Loren	R	28,115	60.46%			72,803	31.03%
Franck, Randy	R	18,383	39.54%				
Party Votes:	R	46,498					
Wolman, Carol	GRE	1,818	100.00%			8,486	3.62%
Party Votes:	GRE	1,818					
Rodrigues, Mike	LIB	657	100.00%			5,996	2.56%
Party Votes:	LIB	657					
District Votes:		123,668				234,592	

DISTRICT 2

(I) Herger, Wally	R	57,272	65.26%			130,837	57.15%
Stiglich, Pete	R	30,487	34.74%				
Party Votes:	R	87,759					
Reed, Jim	D	42,334	100.00%			98,092	42.85%
Party Votes:	D	42,334					
Jensen, Mark A.	W					11	0.00%
District Votes:		130,093				228,940	

ELECTION TYPE: PRIMARY RUNOFF GENERAL

CANDIDATE NAME	PARTY	# OF VOTES	%	# OF VOTES	%	# OF VOTES	%
----------------	-------	------------	---	------------	---	------------	---

GEORGIA (Continued)

July 20th

August 10th

November 2nd

DISTRICT 3

(I)	Westmoreland, Lynn	R	63,787	100.00%			168,304	69.48%
	Party Votes:	R	63,787					
	Saunders, Frank	D	18,676	100.00%			73,932	30.52%
	Party Votes:	D	18,676					
	Agrawal, Jagdish	W					3	0.00%
	District Votes:		82,463				242,239	

DISTRICT 4

(I)	Johnson, Hank, Jr.	D	28,095	55.18%			131,760	74.67%
	Jones, Vernon	D	13,407	26.33%				
	Stokes, Connie	D	9,411	18.48%				
	Party Votes:	D	50,913					
	Carter, Lisbeth "Liz"	R	9,549	54.75%			44,707	25.33%
	Gause, Larry	R	4,455	25.54%				
	Armendariz, Victor	R	1,741	9.98%				
	Ruth, Cory	R	1,697	9.73%				
	Party Votes:	R	17,442					
	District Votes:		68,355				176,467	

DISTRICT 5

(I)	Lewis, John	D	44,379	100.00%			130,782	73.72%
	Party Votes:	D	44,379					
	Little, Fenn	R	8,758	59.60%			46,622	26.28%
	Nguyen, Kelly	R	5,937	40.40%				
	Party Votes:	R	14,695					
	District Votes:		59,074				177,404	

DISTRICT 6

(I)	Price, Tom	R	70,049	100.00%			198,100	99.91%
	Party Votes:	R	70,049					
	Greenberg, Sean	W					188	0.09%
	District Votes:		70,049				198,288	

DISTRICT 7

	Woodall, Rob	R	27,634	36.29%	39,987	55.99%	160,898	67.07%
	Hice, Jody	R	20,034	26.31%	31,426	44.01%		
	Cox, Clay	R	15,249	20.03%				
	Fincher, Jef	R	4,608	6.05%				
	Kirby, Tom	R	3,052	4.01%				
	Efstration, Chuck	R	2,837	3.73%				
	Parrott, Tom	R	1,648	2.16%				
	Grist, Ronnie	R	1,083	1.42%				
	Party Votes:	R	76,145		71,413			
	Heckman, Doug	D	15,130	100.00%			78,996	32.93%
	Party Votes:	D	15,130					
	District Votes:		91,275		71,413		239,894	

ELECTION TYPE: PRIMARY RUNOFF GENERAL

CANDIDATE NAME	PARTY	# OF VOTES	%	# OF VOTES	%	# OF VOTES	%
----------------	-------	------------	---	------------	---	------------	---

GEORGIA (Continued)

July 20th

August 10th

November 2nd

DISTRICT 8

Scott, Austin	R	22,191	52.36%			102,770	52.70%
DeLoach, Ken	R	13,228	31.21%				
Vann, Diane	R	6,959	16.42%				
Party Votes:	R	42,378					
(I) Marshall, Jim	D	28,819	100.00%			92,250	47.30%
Party Votes:	D	28,819					
District Votes:		71,197				195,020	

DISTRICT 9

(I) Graves, Tom	R	38,851	49.47%	41,878	55.21%	173,512	100.00%
Hawkins, Lee	R	20,957	26.69%	33,975	44.79%		
Tarvin, Steve	R	11,529	14.68%				
Cates, Chris, M.D.	R	5,051	6.43%				
Reese, Bobby	R	1,362	1.73%				
Loftman, Bert, M.D.	R	782	1.00%				
Party Votes:	R	78,532		75,853			
District Votes:		78,532		75,853		173,512	

DISTRICT 10

(I) Broun, Paul	R	56,653	100.00%			138,062	67.36%
Party Votes:	R	56,653					
Edwards, Russell	D	17,075	100.00%			66,905	32.64%
Party Votes:	D	17,075					
District Votes:		73,728				204,967	

DISTRICT 11

(I) Gingrey, Phil	R	58,447	100.00%			163,515	100.00%
Party Votes:	R	58,447					
District Votes:		58,447				163,515	

DISTRICT 12

(I) Barrow, John	D	19,505	57.87%			92,459	56.59%
Thomas, Regina D.	D	14,201	42.13%				
Party Votes:	D	33,706					
Mckinney, Raymond	R	11,709	42.61%	14,256	62.04%	70,938	43.41%
Smith, Carl	R	7,677	27.94%	8,724	37.96%		
Seaver, Jeanne	R	5,040	18.34%				
Horner, Michael	R	3,051	11.10%				
Party Votes:	R	27,477		22,980			
District Votes:		61,183		22,980		163,397	

ELECTION TYPE: PRIMARY RUNOFF GENERAL

CANDIDATE NAME	PARTY	# OF VOTES	%	# OF VOTES	%	# OF VOTES	%
----------------	-------	------------	---	------------	---	------------	---

GEORGIA (Continued)

July 20th

August 10th

November 2nd

DISTRICT 13

(I) Scott, David	D	34,374	76.12%			140,294	69.43%
Murphy, Mike	D	7,556	16.73%				
Frisbee, Michael	D	3,229	7.15%				
Party Votes:	D	45,159					
Crane, Mike	R	7,234	29.41%	15,286		61,771	30.57%
Honeycutt, Deborah	R	6,538	26.58%	7,349			
Flanegan, "Chip"	R	4,137	16.82%				
Orr, Dave	R	3,113	12.65%				
Dudek, Hank R.	R	2,322	9.44%				
Parchment, Rupert G.	R	1,257	5.11%				
Party Votes:	R	24,601		22,635			
District Votes:		69,760		22,635		202,065	
Total State Votes:		911,554		192,881		2,468,680	

GUAM

September 4th

November 2nd

(I) Bordallo, Madeleine Z.	D	7,633	98.77%			35,919	95.99%
Scattered	W(D)	95	1.23%				
Party Votes:	D	7,728					
Scattered	W(R)	710	100.00%				
Party Votes:	R	710					
Scattered	W					1,502	4.01%
Total Votes:		8,438				37,421	

HAWAII

September 18th

November 2nd

DISTRICT 1

Hanabusa, Colleen	D	85,732	78.94%			94,140	53.23%
Del Castillo, Rafael (Del)	D	22,874	21.06%				
Party Votes:	D	108,606					
(I) Djou, Charles	R	21,622	97.41%			82,723	46.77%
Amsterdam, C. Kauai Jochanan	R	397	1.79%				
Giuffre, John (Raghu)	R	177	0.80%				
Party Votes:	R	22,196					
District Votes:		130,802				176,863	

DISTRICT 2

(I) Hirono, Mazie	D	88,803	100.00%			132,290	72.19%
Party Votes:	D	88,803					
Willoughby, John W.	R	8,020	47.20%			46,404	25.32%
Wharton, Ramsay Puanani	R	7,809	45.96%				
Gimbernat, Antonio	R	1,163	6.84%				
Party Votes:	R	16,992					
Brock, Pat	LIB	146	100.00%			3,254	1.78%
Party Votes:	LIB	146					
Von Sonn, Andrew Vsevolod	N	313	100.00%			1,310	0.71%
Party Votes:	N	313					
District Votes:		106,254				183,258	
Total State Votes:		237,056				360,121	

ELECTION TYPE: PRIMARY RUNOFF GENERAL

CANDIDATE NAME	PARTY	# OF VOTES	%	# OF VOTES	%	# OF VOTES	%
----------------	-------	------------	---	------------	---	------------	---

LOUISIANA (Continued)

August 28th

October 2nd

November 2nd

DISTRICT 2

Richmond, Cedric	D	14,678	60.50%			83,705	64.59%
LaFonta, Juan	D	5,171	21.31%				
Green, Eugene	D	2,500	10.30%				
Johnson, Gary	D	1,914	7.89%				

Party Votes: D 24,263

(I) Cao, "Joseph"	R	Unopposed				43,378	33.47%
Marquize, Anthony	OTH					1,876	1.45%
Radosta, "Jack"	OTH					645	0.50%

District Votes: 24,263 129,604

DISTRICT 3

Landry, "Jeff"	R	10,396	49.62%	19,657	65.08%	108,963	63.77%
Downer, "Hunt"	R	7,570	36.13%	10,549	34.92%		
Magar, Kristian	R	2,987	14.26%				

Party Votes: R 20,953 30,206

Sangisetty, Ravi	D	Unopposed				61,914	36.23%
------------------	---	-----------	--	--	--	--------	--------

District Votes: 20,953 30,206 170,877

DISTRICT 4

(I) Fleming, John	R	Unopposed				105,223	62.34%
Melville, David	D	10,145	81.10%			54,609	32.35%
Gavi, Steven Jude	D	2,365	18.90%				

Party Votes: D 12,510

Cash, Artis	NPA					8,962	5.31%
-------------	-----	--	--	--	--	-------	-------

District Votes: 12,510 168,794

DISTRICT 5

(I) Alexander, Rodney	R	14,031	88.94%			122,033	78.57%
Slavant, Todd	R	1,744	11.06%				

Party Votes: R 15,775

Gibbs, "Tom," Jr.	NPA					33,279	21.43%
-------------------	-----	--	--	--	--	--------	--------

District Votes: 15,775 155,312

DISTRICT 6

(I) Cassidy, William "Bill"	R	Unopposed				138,607	65.63%
McDonald, Merritt E., Sr.	D	Unopposed				72,577	34.37%

District Votes: 211,184

DISTRICT 7

(I) Boustany, Charles W., Jr.	R	Unopposed				Unopposed	
-------------------------------	---	-----------	--	--	--	-----------	--

District Votes:

Total State Votes: 73,501 30,206 1,035,947

ELECTION TYPE: PRIMARY RUNOFF GENERAL

CANDIDATE NAME	PARTY	# OF VOTES	%	# OF VOTES	%	# OF VOTES	%
----------------	-------	------------	---	------------	---	------------	---

MINNESOTA (Continued)

August 10th

November 2nd

DISTRICT 7

(I) Peterson, Collin C.	DFL	42,104	100.00%			133,096	55.20%
	Party Votes: DFL	42,104					
Byberg, Lee	R	11,417	60.95%			90,652	37.60%
Roebke, Alan	R	7,315	39.05%				
	Party Votes: R	18,732					
Waldorf, Gene	IND					9,317	3.86%
Menze, Glen R.	IDP	2,242	100.00%			7,839	3.25%
	Party Votes: IDP	2,242					
Scattered	W					193	0.08%
	District Votes:	63,078				241,097	

DISTRICT 8

(I) Cravaack, Chip	R	26,608	100.00%			133,490	48.18%
	Party Votes: R	26,608					
(I) Oberstar, James L.	DFL	56,510	80.48%			129,091	46.59%
Hamm, W.D. (Bill)	DFL	13,710	19.52%				
	Party Votes: DFL	70,220					
Olson, Timothy	IDP	2,515	100.00%			11,876	4.29%
	Party Votes: IDP	2,515					
Burton, Richard (George)	CON					2,492	0.90%
Scattered	W					132	0.05%
	District Votes:	99,343				277,081	
	Total State Votes:	424,676				2,090,591	

MISSISSIPPI

June 1st

June 22nd

November 2nd

DISTRICT 1

(I) Nunnelee, Alan	R	20,236	51.82%			121,074	55.26%
Ross, Henry	R	12,894	33.02%				
McGlowan, Angela	R	5,924	15.17%				
	Party Votes: R	39,054					
(I) Childers, Travis W.	D	Unopposed				89,388	40.80%
Pang, Wally	IND					2,180	1.00%
Green, Les	IND					2,020	0.92%
Baddley, A.G.	IND					1,882	0.86%
Giaramita, Gail	CON	Unopposed				1,235	0.56%
Hoskins, Rick 'Rico'	IND					478	0.22%
Taylor, Harold M.	LIB	Unopposed				447	0.20%
Washer, Barbara Dale	REF	Unopposed				389	0.18%
	District Votes:	39,054				219,093	

DISTRICT 2

(I) Thompson, Bennie G	D	Unopposed				105,327	61.47%
Cook, Richard	R	2,232	34.77%	2,230	41.64%		
Marcy, Bill	R	2,231	34.75%	3,126	58.36%	64,499	37.64%
Bailey, George	R	1,957	30.48%				
	Party Votes: R	6,420		5,356			
Norwood, Ashley	REF					1,530	0.89%
	District Votes:	6,420		5,356		171,356	

ELECTION TYPE: PRIMARY RUNOFF GENERAL

CANDIDATE NAME	PARTY	# OF VOTES	%	# OF VOTES	%	# OF VOTES	%
----------------	-------	------------	---	------------	---	------------	---

NORTH CAROLINA (Continued)

May 4th

June 22nd

November 2nd

DISTRICT 5

(I)	Foxx, Virginia	R	38,174	79.84%			140,525	65.89%
	Gardner, Keith	R	9,639	20.16%				
	Party Votes:	R	47,813					
	Kennedy, Billy	D	Unopposed				72,762	34.11%
	District Votes:		47,813				213,287	

DISTRICT 6

(I)	Coble, Howard	R	31,663	63.48%			156,252	75.21%
	Yow, Billy	R	7,929	15.90%				
	Taylor, James	R	7,553	15.14%				
	Hinson, Cathy Brewer	R	1,468	2.94%				
	Phillips, Jeff	R	1,095	2.20%				
	Mangin, Jon	R	168	0.34%				
	Party Votes:	R	49,876					
	Turner, Sam	D	Unopposed				51,507	24.79%
	District Votes:		49,876				207,759	

DISTRICT 7

(I)	McIntyre, Mike	D	Unopposed				113,957	53.68%
	Pantano, Ilario Gregory	R	17,177	51.02%			98,328	46.32%
	Breazeale, Will	R	11,629	34.54%				
	Crow, Randy	R	4,862	14.44%				
	Party Votes:	R	33,668					
	District Votes:		33,668				212,285	

DISTRICT 8

(I)	Kissell, Larry	D	24,541	62.70%			88,776	53.02%
	Shakir, Nancy	D	14,600	37.30%				
	Party Votes:	D	39,141					
	Johnson, Harold	R	8,567	33.07%	9,261	60.97%	73,129	43.67%
	D'Annunzio, Tim	R	9,548	36.85%	5,928	39.03%		
	Jordan, Hal	R	4,757	18.36%				
	Huddleston, Lou	R	2,141	8.26%				
	Cornelison, Lee	R	466	1.80%				
	Day, Darrell	R	428	1.65%				
	Party Votes:	R	25,907		15,189			
	Hill, Thomas	LIB	Unopposed				5,098	3.04%
	Graves, Anthony W.	W					240	0.14%
	Scattered	W					199	0.12%
	District Votes:		65,048		15,189		167,442	

DISTRICT 9

(I)	Myrick, Sue	R	Unopposed				158,790	68.97%
	Doctor, Jeff	D	Unopposed				71,450	31.03%
	District Votes:						230,240	

ELECTION TYPE: PRIMARY RUNOFF GENERAL

CANDIDATE NAME	PARTY	# OF VOTES	%	# OF VOTES	%	# OF VOTES	%
----------------	-------	------------	---	------------	---	------------	---

NORTH CAROLINA (Continued)

May 4th

June 22nd

November 2nd

DISTRICT 10

(I) McHenry, Patrick	R	27,657	63.09%			130,813	71.18%
Patterson, Vance	R	11,392	25.99%				
Keadle, Scott	R	3,604	8.22%				
Boldon, David Michael	R	1,181	2.69%				
	Party Votes: R	43,834					
Gregory, Jeff	D	9,621	50.91%			52,972	28.82%
Fischer, Anne N.	D	9,277	49.09%				
	Party Votes: D	18,898					
	District Votes:	62,732				183,785	

DISTRICT 11

(I) Shuler, Heath	D	26,223	61.37%			131,225	54.34%
Wilson, Aixa	D	16,507	38.63%				
	Party Votes: D	42,730					
Miller, Jeff	R	14,059	40.25%			110,246	45.66%
Eichenbaum, Dan	R	11,949	34.21%				
Newman, Gregory A.	R	4,103	11.75%				
West, Kenny	R	2,777	7.95%				
Krause, Ed	R	1,254	3.59%				
Howard, James (Jake)	R	791	2.26%				
	Party Votes: R	34,933					
	District Votes:	77,663				241,471	

DISTRICT 12

(I) Watt, Mel	D	Unopposed				103,495	63.88%
Dority, Greg	R	4,787	34.32%	1,449	51.73%	55,315	34.14%
Cumbie, Scott	R	5,506	39.47%	1,352	48.27%		
Gillenwater, William (Doc)	R	3,656	26.21%				
	Party Votes: R	13,949		2,801			
Cecil, Lon	LIB	Unopposed				3,197	1.97%
	District Votes:	13,949		2,801		162,007	

DISTRICT 13

(I) Miller, Brad	D	Unopposed				116,103	55.50%
Randall, William (Bill)	R	5,738	32.59%	3,807	58.91%	93,099	44.50%
Reeves, Bernie	R	5,603	31.83%	2,655	41.09%		
Huffman, Dan	R	4,749	26.98%				
Hurley, Frank	R	1,515	8.61%				
	Party Votes: R	17,605		6,462			
	District Votes:	17,605		6,462		209,202	
	Total State Votes:	507,863		24,452		2,662,549	

ELECTION TYPE: PRIMARY RUNOFF GENERAL

CANDIDATE NAME	PARTY	# OF VOTES	%	# OF VOTES	%	# OF VOTES	%
----------------	-------	------------	---	------------	---	------------	---

OKLAHOMA

July 27th

August 24th

November 2nd

DISTRICT 1

(I) Sullivan, John	R	38,673	62.07%			151,173	76.80%
Rice, Kenneth	R	10,394	16.68%				
Dahm, Nathan	R	8,871	14.24%				
Haworth, Patrick K.	R	1,737	2.79%				
Allen, Craig	R	1,421	2.28%				
Moghaddam, Fran	R	1,213	1.95%				
	Party Votes: R	62,309					
O'Dell, Angelia	IND					45,656	23.20%
	District Votes:	62,309				196,829	

DISTRICT 2

(I) Boren, Dan	D	66,439	75.55%			108,203	56.52%
Wilson, Jim	D	21,496	24.45%				
	Party Votes: D	87,935					
Thompson, Charles	R	8,161	33.56%	7,492	67.27%	83,226	43.48%
Edmonds, Daniel	R	6,886	28.32%	3,645	32.73%		
Arnett, Daniel	R	3,863	15.89%				
Houchen, Howard	R	2,785	11.45%				
Falling, Chester Clem	R	1,527	6.28%				
Wickson, Raymond	R	1,095	4.50%				
	Party Votes: R	24,317		11,137			
	District Votes:	112,252		11,137		191,429	

DISTRICT 3

(I) Lucas, Frank D.	R	Unopposed				161,927	77.99%
Robbins, Frankie	D	Unopposed				45,689	22.01%
	District Votes:					207,616	

DISTRICT 4

(I) Cole, Tom	R	32,589	77.26%			Unopposed	
Harris, R. J.	R	9,593	22.74%				
	Party Votes: R	42,182					
	District Votes:	42,182					

DISTRICT 5

Lankford, James	R	18,760	33.58%	29,817	65.22%	123,236	62.52%
Calvey, Kevin	R	18,147	32.48%	15,902	34.78%		
Thompson, Mike	R	10,008	17.91%				
Jett, Shane	R	5,956	10.66%				
Roy, Johnny B.	R	1,548	2.77%				
Flanigan, Rick	R	762	1.36%				
Johnson, Harry	R	686	1.23%				
	Party Votes: R	55,867		45,719			
Coyle, Billy	D	21,143	56.83%			68,074	34.54%
Guild, Tom	D	16,063	43.17%				
	Party Votes: D	37,206					
White, Dave	IND					2,728	1.38%
Duffe, Clark	IND					3,067	1.56%
	District Votes:	93,073		45,719		197,105	
	Total State Votes:	309,816		56,856		792,979	

ELECTION TYPE: PRIMARY RUNOFF GENERAL

CANDIDATE NAME	PARTY	# OF VOTES	%	# OF VOTES	%	# OF VOTES	%
----------------	-------	------------	---	------------	---	------------	---

SOUTH CAROLINA

June 8th*

June 22nd

November 2nd

DISTRICT 1

Scott, Tim	R	25,457	31.49%	46,989	68.31%	152,755	65.37%
Thurmond, Paul	R	13,149	16.26%	21,799	31.69%		
Campbell, Carroll	R	11,665	14.43%				
Kobrovsky, Larry	R	8,521	10.54%				
Witte, Stovall	R	7,192	8.90%				
Parker, Clark B.	R	6,769	8.37%				
Jenerette, Katherine	R	3,849	4.76%				
Lutz, Mark	R	3,237	4.00%				
Glasson, Ken	R	1,006	1.24%				
Party Votes:	R	80,845		68,788			
Frasier, Ben	D	10,566	55.70%			67,008	28.67%
Burton, Robert D.	D	8,402	44.30%				
Party Votes:	D	18,968					
Groce, Rob	WF					4,148	1.77%
Dobbs, Robert	GRE	*				3,369	1.44%
Blandford, Keith	LIB	*				2,750	1.18%
Wood, Jimmy	IDP	*				2,489	1.07%
McCullough, M. E. Mac	UC	*				1,013	0.43%
Scattered	W					163	0.07%
District Votes:		99,813		68,788		233,695	

DISTRICT 2

(I) Wilson, Joe	R	64,973	83.41%			138,861	53.48%
Black, Phil	R	12,923	16.59%				
Party Votes:	R	77,896					
Miller, Rob	D	Unopposed				113,625	43.76%
McCain, Eddie	LIB	*				4,228	1.63%
Beaman, Marc	CON	*				2,856	1.10%
Scattered	W					102	0.04%
District Votes:		77,896				259,672	

DISTRICT 3

Duncan, Jeff	R	19,051	23.08%	37,352	51.49%	126,235	62.46%
Cash, Richard	R	20,923	25.35%	35,185	48.51%		
Rice, Rex	R	16,071	19.47%				
Grimaud, Joe	R	15,503	18.78%				
Collins, Neal	R	6,787	8.22%				
Vasovski, Frank Michael	R	4,216	5.11%				
Party Votes:	R	82,551		72,537			
Dyer, Jane Ballard				Combined Parties:		73,095	36.17%
Dyer, Jane Ballard	D	10,551	65.17%			[66,497]	[32.90%]
Doyle, Brian "Ryan B."	D	5,639	34.83%				
Party Votes:	D	16,190					
Dyer, Jane Ballard	WF	*				[6,598]	[3.26%]
Dalen, John	CON	*				2,682	1.33%
Scattered	W					96	0.05%
District Votes:		98,741		72,537		202,108	

ELECTION TYPE: PRIMARY RUNOFF GENERAL

CANDIDATE NAME	PARTY	# OF VOTES	%	# OF VOTES	%	# OF VOTES	%
----------------	-------	------------	---	------------	---	------------	---

SOUTH CAROLINA (Continued)

June 8th*

June 22nd

November 2nd

DISTRICT 4

	Gowdy, Trey	R	34,103	39.22%	54,412	70.66%	137,586	63.45%
(I)	Inglis, Bob	R	23,877	27.46%	22,590	29.34%		
	Lee, Jim	R	11,854	13.63%				
	Thomas, David	R	11,073	12.74%				
	Jeffrey, Christina	R	6,041	6.95%				
	Party Votes:	R	86,948		77,002			
	Corden, Paul	D	Unopposed				62,438	28.79%
	Edwards, Dave	CON	*				11,059	5.10%
	Mahler, Rick	LIB	*				3,010	1.39%
	Walters, C. Faye	GRE	*				2,564	1.18%
	Scattered	W					181	0.08%
	District Votes:		86,948		77,002		216,838	

DISTRICT 5

	Mulvaney, Mick	R	Unopposed				125,834	55.12%
(I)	Spratt, John	D	Unopposed				102,296	44.81%
	Scattered	W					156	0.07%
	District Votes:						228,286	

DISTRICT 6

(I)	Clyburn, James E. "Jim"	D	50,138	90.07%			125,459	62.86%
	Brown, Gregory	D	5,527	9.93%				
	Party Votes:	D	55,665					
	Pratt, Jim	R	15,709	48.93%	13,689	50.20%	72,661	36.41%
	Harrelson, Nancy	R	13,487	42.01%	13,578	49.80%		
	Payne, Colleen	R	2,911	9.07%				
	Party Votes:	R	32,107		27,267			
	Muhammad, Nammu Y.	GRE	*				1,389	0.70%
	Scattered	W					81	0.04%
	District Votes:		87,772		27,267		199,590	
	Total State Votes:		451,170		245,594		1,340,189	

* The United Citizens Party nominated by convention on March 20, 2010, the Libertarian Party nominated by convention on April 17, 2010, and the Green Party nominated by convention on May 1, 2010. The Constitution, Independence, and Working Families parties nominated by convention on May 15, 2010. Convention nominees are noted with an asterisk.

SOUTH DAKOTA

June 8th

November 2nd

	Noem, Kristi	R	34,527	42.09%			153,703	48.12%
	Nelson, Chris	R	28,380	34.59%				
	Curd, Blake	R	19,134	23.32%				
	Party Votes:	R	82,041					
(I)	Sandlin, Stephanie Herseth	D	Unopposed				146,589	45.89%
	Marking, B. Thomas	IND					19,134	5.99%
	Total State Votes:		82,041				319,426	

ELECTION TYPE: PRIMARY RUNOFF GENERAL

CANDIDATE NAME	PARTY	# OF VOTES	%	# OF VOTES	%	# OF VOTES	%
----------------	-------	------------	---	------------	---	------------	---

TEXAS (Continued)

March 2nd*

April 13th

November 2nd

DISTRICT 10

(I) McCaul, Michael	R	46,881	82.87%			144,980	64.67%
Martin, Rick	R	5,038	8.90%				
Petronis, Joe	R	4,656	8.23%				
Party Votes:	R	56,575					
Ankrum, Ted	D	15,373	100.00%			74,086	33.05%
Party Votes:	D	15,373					
Perkins, Jeremiah "JP"	LIB	*				5,105	2.28%
District Votes:		71,948				224,171	

DISTRICT 11

(I) Conaway, Mike	R	55,610	77.37%			125,581	80.84%
Younts, Chris	R	9,586	13.34%				
Cowan, Al	R	6,680	9.29%				
Party Votes:	R	71,876					
Quillian, James	D	8,378	100.00%			23,989	15.44%
Party Votes:	D	8,378					
Powell, James A.	LIB	*				4,321	2.78%
Howe, Jim	GRE					1,449	0.93%
District Votes:		80,254				155,340	

DISTRICT 12

(I) Granger, Kay	R	40,325	69.97%			109,882	71.86%
Brasovan, Mike	R	10,943	18.99%				
Kelly, Matthew E.	R	6,361	11.04%				
Party Votes:	R	57,629					
Smith, Tracey	D	6,849	100.00%			38,434	25.13%
Party Votes:	D	6,849					
Solodow, Matthew	LIB	*				4,601	3.01%
Harrison, Robert	LIB						
District Votes:		64,478				152,917	

DISTRICT 13

(I) Thornberry, Mac	R	59,070	100.00%			113,201	87.05%
Party Votes:	R	59,070					
Dyer, Keith	IND					11,192	8.61%
Burwell, John T., Jr.	LIB	*				5,650	4.34%
District Votes:		59,070				130,043	

DISTRICT 14

(I) Paul, Ron	R	45,990	80.77%			140,623	75.99%
Graney, Tim	R	5,499	9.66%				
Gay, John	R	3,004	5.28%				
Wall, Gerald D.	R	2,448	4.30%				
Party Votes:	R	56,941					
Pruett, Robert	D	6,842	41.59%	1,575	54.61%	44,431	24.01%
Cochran, Winston	D	5,112	31.07%	1,309	45.39%		
Cherry, Jeff	D	4,498	27.34%				
Party Votes:	D	16,452		2,884			
District Votes:		73,393		2,884		185,054	

ELECTION TYPE: PRIMARY RUNOFF GENERAL

CANDIDATE NAME	PARTY	# OF VOTES	%	# OF VOTES	%	# OF VOTES	%
----------------	-------	------------	---	------------	---	------------	---

TEXAS (Continued)

March 2nd*

April 13th

November 2nd

DISTRICT 15

(I)	Hinojosa, Rubén	D	37,430	83.71%			53,546	55.73%
	Purl, Doug "La Perla"	D	7,282	16.29%				
	Party Votes:	D	44,712					
	Zamora, Eddie	R	4,201	32.54%	1,558	56.76%	39,964	41.59%
	Haring, Paul B.	R	5,401	41.83%	1,187	43.24%		
	Garza, Daniel	R	3,310	25.64%				
	Party Votes:	R	12,912		2,745			
	Cohn, Aaron I.	LIB	*				2,570	2.67%
	Redding, Jenell	LIB						
	District Votes:		57,624		2,745		96,080	

DISTRICT 16

(I)	Reyes, Silvestre	D	26,066	100.00%			49,301	58.07%
	Party Votes:	D	26,066					
	Besco, Tim	R	9,817	100.00%			31,051	36.58%
	Party Votes:	R	9,817					
	Collins, Bill	LIB	*				4,319	5.09%
	Collins, Tim	W					221	0.26%
	District Votes:		35,883				84,892	

DISTRICT 17

	Flores, Bill	R	21,479	33.04%	21,913	65.13%	106,696	61.80%
	Curnock, Rob	R	18,679	28.74%	11,730	34.87%		
	McIntyre, Dave	R	11,870	18.26%				
	Wilson, Chuck	R	9,853	15.16%				
	Delasandro, Timothy	R	3,119	4.80%				
	Party Votes:	R	65,000		33,643			
(I)	Edwards, Chet	D	11,244	100.00%			63,138	36.57%
	Party Votes:	D	11,244					
	Kelly, Richard B.	LIB	*				2,808	1.63%
	District Votes:		76,244		33,643		172,642	

DISTRICT 18

(I)	Lee, Sheila Jackson	D	21,570	66.96%			85,108	70.15%
	Johnson, Jarvis	D	9,133	28.35%				
	Roberts, Sean	D	1,508	4.68%				
	Party Votes:	D	32,211					
	Faulk, John	R	5,188	56.82%			33,067	27.26%
	Page, Brenda	R	2,743	30.04%				
	Christopher, Tex	R	1,199	13.13%				
	Party Votes:	R	9,130					
	Taylor, Mike	LIB	*				3,118	2.57%
	Meyer, Charles B. "ChuckM"	W					28	0.02%
	District Votes:		41,341				121,321	

ELECTION TYPE: PRIMARY RUNOFF GENERAL

CANDIDATE NAME	PARTY	# OF VOTES	%	# OF VOTES	%	# OF VOTES	%
----------------	-------	------------	---	------------	---	------------	---

TEXAS (Continued)

March 2nd*

April 13th

November 2nd

DISTRICT 19

(I) Neugebauer, Randy	R	63,780	100.00%			106,059	77.78%
	Party Votes: R	63,780					
Wilson, Andy	D	8,256	100.00%			25,984	19.06%
	Party Votes: D	8,256					
Peterson, Richard "Chip"	LIB	*				4,315	3.16%
	District Votes:	72,036				136,358	

DISTRICT 20

(I) Gonzales, Charles A.	D	16,935	100.00%			58,645	63.62%
	Party Votes: D	16,935					
Trotter, Clayton	R	3,838	32.46%	2,430	71.74%	31,757	34.45%
Martinez, Joseph "Jamie"	R	3,510	29.69%	957	28.26%		
Shipp, Charles A., Jr.	R	2,479	20.97%				
Strack, Alan	R	1,997	16.89%				
	Party Votes: R	11,824		3,387			
Idrogo, Michael "Commander"	LIB	*				1,783	1.93%
	District Votes:	28,759		3,387		92,185	

DISTRICT 21

(I) Smith, Lamar	R	61,923	81.38%			162,924	68.88%
Schoppe, Stephen	R	14,166	18.62%				
	Party Votes: R	76,089					
Melnick, Lainey	D	14,773	100.00%			65,927	27.87%
	Party Votes: D	14,773					
Strohm, James Arthur	LIB	*				7,694	3.25%
	District Votes:	90,862				236,545	

DISTRICT 22

(I) Olson, Pete	R	43,418	100.00%			140,537	67.49%
	Party Votes: R	43,418					
Rogers, Kesha	D	7,467	52.29%			62,082	29.82%
Blatt, Doug	D	3,956	27.70%				
Weider, Freddie John, Jr.	D	2,858	20.01%				
	Party Votes: D	14,281					
Susman, Steven	LIB	*				5,538	2.66%
Stout, Dennis	LIB						
Williams, Johnny	W					66	0.03%
	District Votes:	57,699				208,223	

ELECTION TYPE: PRIMARY RUNOFF GENERAL

CANDIDATE NAME	PARTY	# OF VOTES	%	# OF VOTES	%	# OF VOTES	%
----------------	-------	------------	---	------------	---	------------	---

TEXAS (Continued)

March 2nd*

April 13th

November 2nd

DISTRICT 23

		R	9,250	32.16%	7,210	52.64%	74,853	49.40%
		R	9,695	33.71%	6,488	47.36%		
		R	6,369	22.14%				
		R	1,990	6.92%				
		R	1,459	5.07%				
	Party Votes:	R	28,763		13,698			
(I)	Rodriguez, Ciro D.	D	34,104	83.38%			67,348	44.44%
	Ortiz, Miguel	D	6,799	16.62%				
	Party Votes:	D	40,903					
	Stephens, Craig T.	IND					5,432	3.58%
	Nitschke, Martin	LIB	*				2,482	1.64%
	Bouley, Jessie	LIB						
	Scharf, Ed	GRE					1,419	0.94%
	District Votes:		69,666		13,698		151,534	

DISTRICT 24

(I)	Marchant, Kenny E.	R	33,283	84.09%			100,078	81.57%
	Roszell, Frank	R	6,298	15.91%				
	Party Votes:	R	39,581					
	Sparks, David	LIB	*				22,609	18.43%
	District Votes:		39,581				122,687	

DISTRICT 25

(I)	Doggett, Lloyd	D	29,949	100.00%			99,967	52.82%
	Party Votes:	D	29,949					
	Campbell, Donna	R	23,955	69.44%			84,849	44.84%
	Morovich, George	R	10,541	30.56%				
	Party Votes:	R	34,496					
	Stutsman, Jim	LIB	*				4,431	2.34%
	Bruner, Cory W.	LIB						
	District Votes:		64,445				189,247	

DISTRICT 26

(I)	Burgess, Michael C.	R	44,047	85.81%			120,984	67.05%
	Herford, James	R	7,284	14.19%				
	Party Votes:	R	51,331					
	Durrance, Neil L.	D	7,450	100.00%			55,385	30.70%
	Party Votes:	D	7,450					
	Boler, Mark	LIB	*				4,062	2.25%
	District Votes:		58,781				180,431	

ELECTION TYPE: PRIMARY RUNOFF GENERAL

CANDIDATE NAME	PARTY	# OF VOTES	%	# OF VOTES	%	# OF VOTES	%
----------------	-------	------------	---	------------	---	------------	---

TEXAS (Continued)

March 2nd*

April 13th

November 2nd

DISTRICT 27

	Farenthold, R. Blake	R	5,921	30.13%	4,742	51.33%	51,001	47.84%
	Duerr, James	R	6,368	32.40%	4,496	48.67%		
	Vaden, William Willie	R	4,268	21.72%				
	Puente-Bradshaw, Jessica	R	3,097	15.76%				
	Party Votes:	R	19,654		9,238			
(I)	Ortiz, Solomon P.	D	21,948	100.00%			50,226	47.12%
	Party Votes:	D	21,948					
	Mishou, Ed	LIB	*				5,372	5.04%
	District Votes:		41,602		9,238		106,599	

DISTRICT 28

(I)	Cuellar, Henry	D	48,634	100.00%			62,773	56.35%
	Party Votes:	D	48,634					
	Underwood, Bryan	R	13,629	73.99%			46,740	41.96%
	Chavez, Daniel	R	4,792	26.01%				
	Party Votes:	R	18,421					
	Kaat, Stephen	LIB	*				1,889	1.70%
	Leone, Ross Lynn	LIB						
	District Votes:		67,055				111,402	

DISTRICT 29

(I)	Green, Gene	D	9,567	100.00%			43,257	64.61%
	Party Votes:	D	9,567					
	Morales, Roy	R	4,137	58.36%			22,825	34.09%
	Story, Eric	R	1,514	21.36%				
	Stevens, Tom	R	657	9.27%				
	Young, George A.	R	474	6.69%				
	Mazzapica, Frank "Mazz"	R	307	4.33%				
	Party Votes:	R	7,089					
	Walters, Brad	LIB	*				866	1.29%
	District Votes:		16,656				66,948	

DISTRICT 30

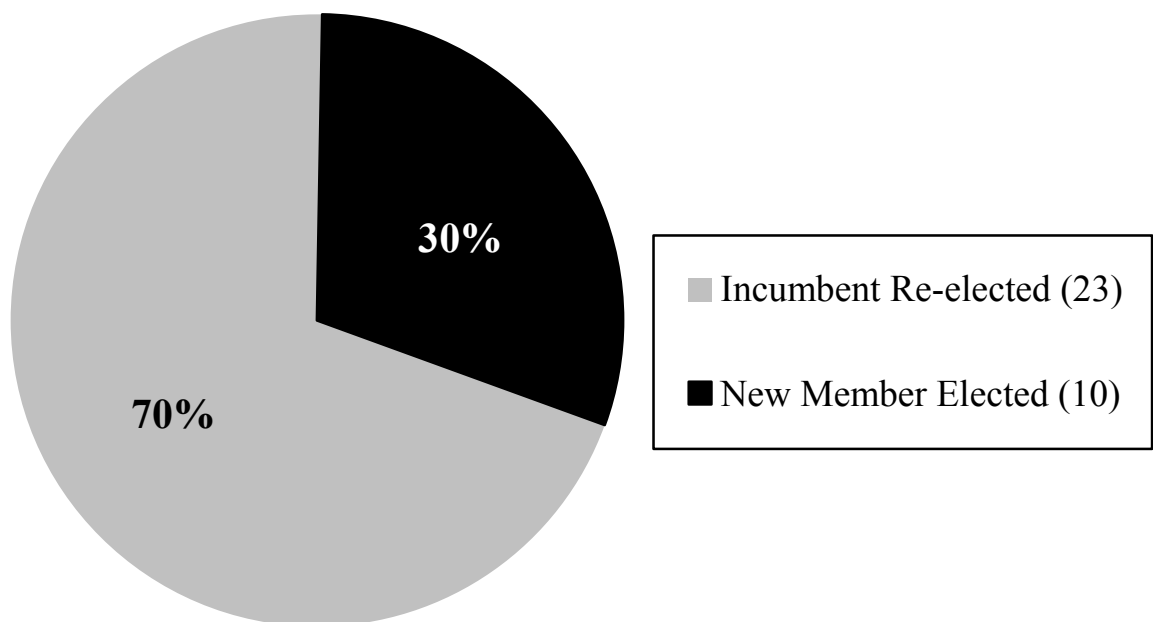
(I)	Johnson, Eddie Bernice	D	23,725	100.00%			86,322	75.74%
	Party Votes:	D	23,725					
	Broden, Stephen E.	R	3,681	49.52%	2,126	67.51%	24,668	21.64%
	Goldstein, Sheldon	R	2,809	37.79%	1,023	32.49%		
	Lingerfelt, Charles	R	944	12.70%				
	Party Votes:	R	7,434		3,149			
	Oswalt, J.B.	LIB	*				2,988	2.62%
	District Votes:		31,159		3,149		113,978	

DISTRICT 31

(I)	Carter, John R.	R	52,321	89.85%			126,384	82.54%
	Yamka, Raymond	R	5,910	10.15%				
	Party Votes:	R	58,231					
	Oliver, Bill	LIB	*				26,735	17.46%
	District Votes:		58,231				153,119	

OFFICIAL ELECTION RESULTS FOR UNITED STATES SENATE

2008 U.S. Senate Campaigns



CANDIDATE NAME	PARTY	# OF VOTES	%	# OF VOTES	%	# OF VOTES	%
----------------	-------	------------	---	------------	---	------------	---

DELAWARE

September 9th

November 4th

(I) Biden, Joseph R., Jr.	D	Unopposed				257,539	64.69%
O'Donnell, Christine	R	Unopposed				140,595	35.31%
Total State Votes:						398,134	

GEORGIA

July 15th

August 5th

November 4th

December 2nd

(I) Chambliss, Saxby	R	392,902	100.00%			1,867,097	49.76%	1,228,033	57.44%
	Party Votes:	R	392,902						
Martin, Jim	D	169,635	34.39%	191,061	59.88%	1,757,393	46.83%	909,923	42.56%
Jones, Vernon	D	199,026	40.35%	127,993	40.12%				
Cardwell, Dale	D	79,181	16.05%						
Knight, Rand	D	25,667	5.20%						
Lanier, Josh	D	19,717	4.00%						
	Party Votes:	D	493,226		319,054				
Buckley, Allen	LBT					127,923	3.41%		
Garcia, Eleanor	W					43	0.00%		
Salomone, William, Jr.	W					29	0.00%		
Total State Votes:		886,128		319,054		3,752,485		2,137,956	

IDAHO

May 27th

November 4th

Risch, Jim	R	80,743	65.34%			371,744	57.65%
Syme, Scott A.	R	16,660	13.48%				
Phenneger, Richard	R	6,532	5.29%				
Thompson, Neal	R	5,375	4.35%				
Adams, Fred M.	R	4,987	4.04%				
Hunter, Bill	R	4,280	3.46%				
Hefner, Brian E.	R	2,915	2.36%				
Styles, Hal James, Jr.	R	2,082	1.68%				
	Party Votes:	R	123,574				
LaRocco, Larry	D	29,023	72.35%			219,903	34.11%
Archuleta, David J.	D	11,074	27.60%				
Volkman, Kevin	W(D)/W	20	0.05%				
	Party Votes:	D	40,117				
Rammell, Rex	I					34,510	5.35%
Marmon, Kent A.	LBT					9,958	1.54%
Pro-Life	I					8,662	1.34%
	Party Votes:						
Total State Votes:			163,691			644,780	

ILLINOIS

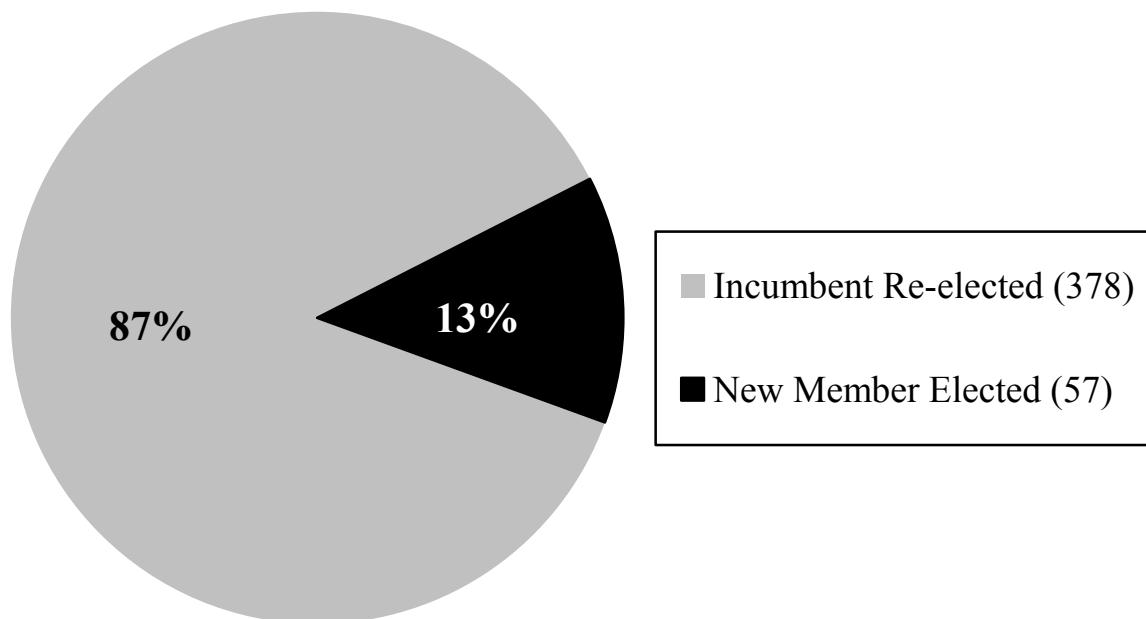
February 5th

November 4th

(I) Durbin, Richard J.	D	1,653,833	100.00%			3,615,844	67.84%
	Party Votes:	D	1,653,833				
Sauerberg, Steve	R	395,199	55.62%			1,520,621	28.53%
Martin, Andy	R	240,548	33.85%				
Psak, Mike	R	74,829	10.53%				
	Party Votes:	R	710,576				
Cummings, Kathy	GRE					119,135	2.24%
Stafford, Larry A.	LBT					50,224	0.94%
Koppie, Chad N.	CPI					24,059	0.45%
Beard, Patricia Elaine	W					1	0.00%
Total State Votes:			2,364,409			5,329,884	

OFFICIAL ELECTION RESULTS FOR UNITED STATES HOUSE OF REPRESENTATIVES

2006 U.S. House Campaigns



ELECTION TYPE: PRIMARY RUNOFF GENERAL

CANDIDATE NAME	PARTY	# OF VOTES	%	# OF VOTES	%	# OF VOTES	%
----------------	-------	------------	---	------------	---	------------	---

ALABAMA

June 3rd

July 15th

November 4th

DISTRICT 1

(I) Bonner, Jo	R	Unopposed				210,660	98.27%
Scattered	W					3,707	1.73%
Fuller, Thomas E. #	D	Unopposed				#	
District Votes:						214,367	

Thomas Fuller withdrew after the primary election.

DISTRICT 2

Bright, Bobby	D	19,456	66.64%			144,368	50.23%
Crawley, Cendie	D	5,110	17.50%				
Sabel, Cheryl	D	4,631	15.86%				
Party Votes:		D	29,197				
Love, Jay	R	20,131	35.48%	24,725	53.11%	142,578	49.61%
Smith, Harri Anne	R	12,349	21.77%	21,827	46.89%		
Schmidtke, Craig D.	R	11,350	20.01%				
Woods, David	R	9,757	17.20%				
Grimes, David	R	2,324	4.10%				
Martin, John W.	R	824	1.45%				
Party Votes:		R	56,735		46,552		
Scattered	W					448	0.16%
District Votes:			85,932		46,552	287,394	

DISTRICT 3

(I) Rogers, Mike	R	Unopposed				142,708	54.03%
Segall, Joshua	D	Unopposed				121,080	45.84%
Scattered	W					332	0.13%
District Votes:						264,120	

DISTRICT 4

(I) Aderholt, Robert	R	Unopposed				196,741	74.76%
Sparks, Nicholas B.	D	15,777	58.09%			66,077	25.11%
Warren, Greg	D	11,381	41.91%				
Party Votes:		D	27,158				
Scattered	W					349	0.13%
District Votes:			27,158			263,167	

DISTRICT 5

Griffith, Parker	D	34,543	89.92%			158,324	51.52%
Maker, David	D	3,874	10.08%				
Party Votes:		D	38,417				
Parker, Wayne	R	18,515	48.80%	16,031	78.73%	147,314	47.94%
Guthrie, Cheryl Baswell	R	6,942	18.30%	4,330	21.27%		
Mancuso, Angelo "Doc"	R	6,161	16.24%				
McKee, Ray	R	3,342	8.81%				
Barry, George C.	R	2,274	5.99%				
Huff, Mark	R	707	1.86%				
Party Votes:		R	37,941		20,361		
Scattered	W					1,644	0.54%
District Votes:			76,358		20,361	307,282	

DISTRICT 6

(I) Bachus, Spencer	R	Unopposed				280,902	97.79%
Scattered	W					6,335	2.21%
District Votes:						287,237	

ELECTION TYPE: PRIMARY RUNOFF GENERAL

CANDIDATE NAME	PARTY	# OF VOTES	%	# OF VOTES	%	# OF VOTES	%
----------------	-------	------------	---	------------	---	------------	---

LOUISIANA (Continued)

October 4th

November 4th

**November 4th /
December 6th***

DISTRICT 2

	Cao, Anh "Joseph"	R	Unopposed			33,132	49.54%	
(I)	Jefferson, William J.	D	17,510	25.30%	92,921	56.79%	31,318	46.83%
	Moreno, Helena	D	13,795	19.94%	70,705	43.21%		
	Richmond, Cedric	D	12,095	17.47%				
	Carter, James	D	9,286	13.41%				
	Lee, Byron L.	D	8,979	12.98%				
	Carter, Troy "C"	D	5,797	8.38%				
	Smith, Kenya J.H.	D	1,749	2.53%				
	Party Votes:	D	69,192		163,626			
	Rahim, Malik	GRE	Unopposed			1,883	2.82%	
	Kahn, Gregory W.	LBT	Unopposed			549	0.82%	
	District Votes:		69,192		163,626		66,882	

DISTRICT 3

(I)	Melancon, "Charlie"	D	Unopposed			Unopposed	
	District Votes:						

DISTRICT 4

	Fleming, John	R	14,500	35.14%	43,012	55.56%	44,501	48.07%
	Gorman, "Chris"	R	14,072	34.10%	34,405	44.44%		
	Thompson, "Jeff"	R	12,693	30.76%				
	Party Votes:	R	41,265		77,417			
	Carmouche, Paul J.	D	36,936	48.12%	93,093	61.99%	44,151	47.69%
	Banks, Willie	D	17,621	22.96%	57,078	38.01%		
	Milkovich, John	D	16,137	21.02%				
	Cash, Artis "Doc"	D	6,065	7.90%				
	Party Votes:	D	76,759		150,171			
	Kelley, Chester T. "Catfish"	NPA					3,245	3.51%
	Bowen, Gerard J.	OTH					675	0.73%
	District Votes:		118,024		227,588		92,572	

DISTRICT 5

(I)	Alexander, Rodney	R	27,819	89.68%			Unopposed	
	Clack, Andrew	R	3,203	10.32%				
	Party Votes:	R	31,022					
	District Votes:		31,022					

DISTRICT 6

	Cassidy, William "Bill"	R	Unopposed			150,332	48.12%
	Cazayoux, "Don"	D	Unopposed			125,886	40.29%
	Jackson, Michael	NPA				36,198	11.59%
	District Votes:					312,416	

DISTRICT 7

(I)	Boustany, Charles W., Jr.	R	Unopposed			177,173	61.88%	
	Cravins, Donald "Don," Jr.	D	Unopposed			98,280	34.33%	
	Vidrine, Peter	OTH				10,846	3.79%	
	District Votes:					286,299		
	Total State Votes:		270,375		391,214		1,046,176	

* Because of Hurricane Gustav, the primary elections originally scheduled for September 6, 2008, were moved to October 4, 2008, with primary runoff elections held on November 4, 2008 (if necessary). December 6, 2008, was the general election date for those districts that had a November 4, 2008, primary runoff election.

ELECTION TYPE: PRIMARY RUNOFF GENERAL

CANDIDATE NAME	PARTY	# OF VOTES	%	# OF VOTES	%	# OF VOTES	%
----------------	-------	------------	---	------------	---	------------	---

MINNESOTA (Continued)

September 9th

November 4th

DISTRICT 6

(I) Bachmann, Michele	R	19,127	85.92%			187,817	46.41%
Immelman, Aubrey	R/W	3,134	14.08%			20	0.00%
	Party Votes: R	22,261					
Tinklenberg, El	DFL	17,474	100.00%			175,786	43.43%
	Party Votes: DFL	17,474					
Anderson, Bob	IDP	828	100.00%			40,643	10.04%
	Party Votes: IDP	828					
Scattered	W					459	0.11%
	District Votes:	40,563				404,725	

DISTRICT 7

(I) Peterson, Collin C.	DFL	21,791	100.00%			227,187	72.20%
	Party Votes: DFL	21,791					
Menze, Glen	R	7,698	51.77%			87,062	27.67%
Roebke, Alan	R	7,172	48.23%				
	Party Votes: R	14,870					
Scattered	W					431	0.14%
	District Votes:	36,661				314,680	

DISTRICT 8

(I) Oberstar, James L.	DFL	Unopposed				241,831	67.69%
Cummins, Michael	R	Unopposed				114,871	32.15%
Scattered	W					582	0.16%
	District Votes:					357,284	
	Total State Votes:	207,235				2,802,614	

MISSISSIPPI

March 11th

April 1st

November 4th

DISTRICT 1

Childers, Travis W. #	D	40,919	41.41%	20,797	56.58%	185,959	54.47%
Holland, Steve	D	30,274	30.63%	15,958	43.42%		
Coleman, Marshall W.	D	12,913	13.07%				
Neely, Brian	D	10,624	10.75%				
Hurt, James K. "Ken"	D	4,095	4.14%				
	Party Votes: D	98,825		36,755			
Davis, Greg	R	16,161	36.79%	16,733	50.82%	149,818	43.88%
McCullough, Glenn L., Jr.	R	17,082	38.88%	16,196	49.18%		
Russell, Randy	R	10,688	24.33%				
	Party Votes: R	43,931		32,929			
Pang, Wally	I					3,736	1.09%
Wages, John M., Jr.	GRE					1,876	0.55%
	District Votes:	142,756		69,684		341,389	

Travis Childers was elected in a special election to fill the remainder of Roger Wicker's term and was sworn into office on May 13, 2008.

DISTRICT 2

(I) Thompson, Bennie G.	D	110,743	86.16%			201,606	69.05%
Benford, Dorothy "Dot"	D	17,791	13.84%				
	Party Votes: D	128,534					
Cook, Richard	R	Unopposed				90,364	30.95%
	District Votes:	128,534				291,970	

ELECTION TYPE: PRIMARY RUNOFF GENERAL

CANDIDATE NAME	PARTY	# OF VOTES	%	# OF VOTES	%	# OF VOTES	%
----------------	-------	------------	---	------------	---	------------	---

MISSISSIPPI (Continued)

March 11th

April 1st

November 4th

DISTRICT 3

Harper, Gregg	R	18,892	28.33%	29,351	56.96%	213,171	62.54%
Ross, Charlie	R	22,254	33.37%	22,178	43.04%		
Landrum, David	R	17,082	25.61%				
Rounsaville, John	R	6,949	10.42%				
Hatcher, Gregory W.	R	748	1.12%				
Broadwater, James	R	424	0.64%				
Marcy, William "Bill"	R	344	0.52%				
	Party Votes: R	66,693		51,529			
Gill, Joel L.	D	43,539	53.37%			127,698	37.46%
Eads, Randy	D	38,034	46.63%				
	Party Votes: D	81,573					
	District Votes:	148,266		51,529		340,869	

DISTRICT 4

(I) Taylor, Gene	D	79,807	100.00%			216,542	74.54%
	Party Votes: D	79,807					
McCay, John, III	R	Unopposed				73,977	25.46%
	District Votes:	79,807				290,519	
	Total State Votes:	499,363		121,213		1,264,747	

MISSOURI

August 5th

November 4th

DISTRICT 1

(I) Clay, Wm. Lacy	D	41,517	100.00%			242,570	86.86%
	Party Votes: D	41,517					
Cunningham, Robb E.	LBT	130	100.00%			36,700	13.14%
	Party Votes: LBT	130					
	District Votes:	41,647				279,270	

DISTRICT 2

(I) Akin, Todd	R	46,877	100.00%			232,276	62.28%
	Party Votes: R	46,877					
Haas, William C. (Bill)	D	9,018	30.75%			132,068	35.41%
Pentland, David L.	D	6,007	20.48%				
DeLear, Byron	D	5,059	17.25%				
Garman, Mike	D	4,690	15.99%				
Hogan, John	D	4,557	15.54%				
	Party Votes: D	29,331					
Knapp, Thomas L.	LBT	211	100.00%			8,628	2.31%
	Party Votes: LBT	211					
Johnson, Damien	W					7	0.00%
	District Votes:	76,419				372,979	

ELECTION TYPE: PRIMARY RUNOFF GENERAL

CANDIDATE NAME	PARTY	# OF VOTES	%	# OF VOTES	%	# OF VOTES	%
----------------	-------	------------	---	------------	---	------------	---

TEXAS (Continued)

March 4th*

April 8th

November 4th

DISTRICT 20

(I) Gonzalez, Charles A.	D	52,245	100.00%			127,298	71.90%
	Party Votes:	D	52,245				
Litoff, Robert	R	10,409	100.00%			44,585	25.18%
	Party Votes:	R	10,409				
Idrogo, Michael	LBT	*				5,172	2.92%
	District Votes:		62,654			177,055	

DISTRICT 21

(I) Smith, Lamar	R	64,350	100.00%			243,471	80.00%
Strohm, James Arthur	LBT	*				60,879	20.00%
	Party Votes:	R	64,350				
	District Votes:		64,350			304,350	

DISTRICT 22

Olson, Pete	R	11,634	20.71%	15,511	68.52%	161,996	52.43%
Sekula Gibbs, Shelley	R	16,697	29.73%	7,125	31.48%		
Manlove, John	R	8,399	14.95%				
Talton, Robert	R	8,169	14.54%				
Hrbacek, Dean	R	5,864	10.44%				
Dunbar, Cynthia	R	2,116	3.77%				
Klock, Brian	R	992	1.77%				
Squier, Jim	R	989	1.76%				
Bazzy, Kevyn	R	880	1.57%				
Rowley, Ryan	R	424	0.75%				
	Party Votes:	R	56,164		22,636		
(I) Lampson, Nick	D	73,831	100.00%			140,160	45.36%
	Party Votes:	D	73,831				
Wieder, John	LBT	*				6,839	2.21%
	District Votes:		129,995		22,636	308,995	

DISTRICT 23

(I) Rodriguez, Ciro D.	D	71,716	100.00%			134,090	55.76%
	Party Votes:	D	71,716				
Larson, Lyle	R	18,681	61.55%			100,799	41.92%
Conseco, Quico	R	11,671	38.45%				
	Party Votes:	R	30,352				
Connolly, Lani	LBT	*				5,581	2.32%
	District Votes:		102,068			240,470	

DISTRICT 24

(I) Marchant, Kenny E.	R	30,378	100.00%			151,434	55.98%
	Party Votes:	R	30,378				
Love, Tom	D	49,166	100.00%			111,089	41.07%
	Party Votes:	D	49,166				
Casey, David A.	LBT	*				7,972	2.95%
	District Votes:		79,544			270,495	

ELECTION TYPE: PRIMARY RUNOFF GENERAL

CANDIDATE NAME	PARTY	# OF VOTES	%	# OF VOTES	%	# OF VOTES	%
----------------	-------	------------	---	------------	---	------------	---

TEXAS (Continued)

March 4th*

April 8th

November 4th

DISTRICT 31

(I) Carter, John	R	46,388	100.00%			175,563	60.27%
	Party Votes:	R	46,388				
Ruiz, Brian P.	D	58,792	100.00%			106,559	36.58%
	Party Votes:	D	58,792				
Cooper, Barry N.	LBT	*				9,182	3.15%
	District Votes:		105,180			291,304	

DISTRICT 32

(I) Sessions, Pete	R	28,736	100.00%			116,283	57.25%
	Party Votes:	R	28,736				
Roberson, Eric	D	20,043	44.86%	1,981	72.46%	82,406	40.57%
Love, Steve	D	14,929	33.42%	753	27.54%		
Burns, Dennis C.	D	9,705	21.72%				
	Party Votes:	D	44,677		2,734		
Bischoff, Alex	LBT	*				4,421	2.18%
	District Votes:		73,413		2,734	203,110	
	Total State Votes:		2,814,376		25,370	7,528,622	

* The Libertarian Party nominated by convention on March 15, 2008, for Congressional Districts 7, 16, 18, 20, 29, 30 and 32, and by convention on March 22, 2008, for all other Congressional Districts. Convention nominees are noted with an asterisk.

UTAH

June 24th*

November 4th

DISTRICT 1

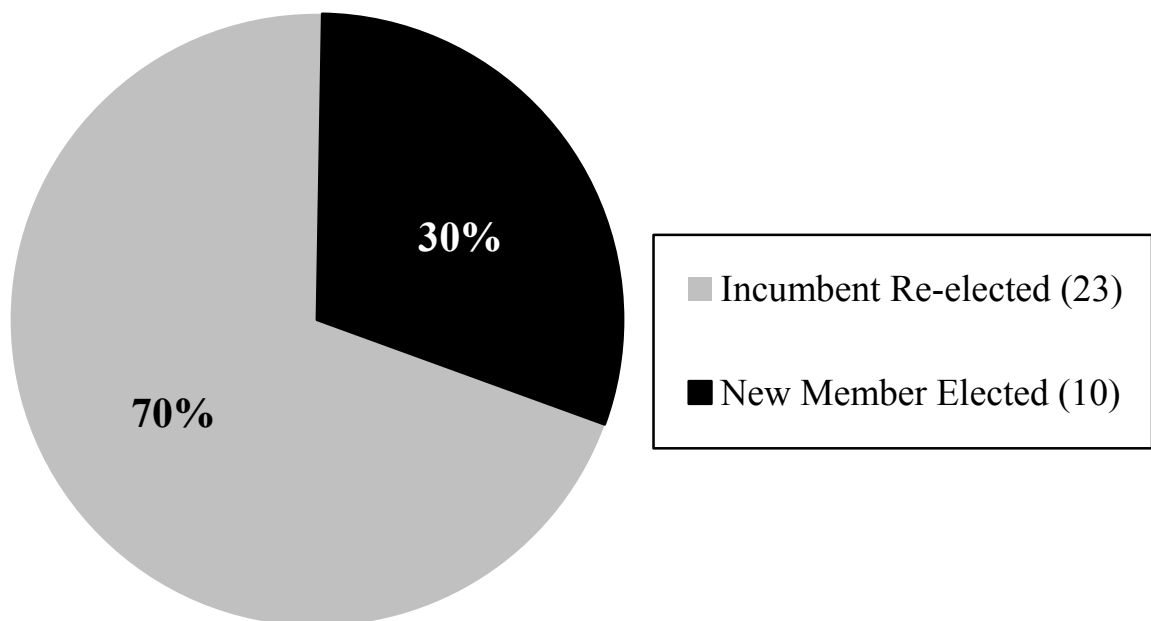
(I) Bishop, Rob	R	*				196,799	64.85%
Bowen, Morgan	D	*				92,469	30.47%
Pearson, Kirk D.	CON	*				7,397	2.44%
Buchman, Joseph Geddes	LBT	*				6,780	2.23%
	District Votes:					303,445	

DISTRICT 2

(I) Matheson, Jim	D	*				220,666	63.35%
Dew, Bill	R	*				120,083	34.47%
Jacobs, Chris	R						
Jenkins, Brian E.	R						
Ferguson, Donald W.	R						
Gray, Kenneth L.	R						
Cook, Merrill	R						
Arndt, Mathew	LBT	*				4,576	1.31%
Emery, Dennis Ray	CON	*				3,000	0.86%
	District Votes:					348,325	

OFFICIAL ELECTION RESULTS FOR UNITED STATES SENATE

2006 U.S. Senate Campaigns



CANDIDATE NAME	PARTY	# OF VOTES	%	# OF VOTES	%	# OF VOTES	%
----------------	-------	------------	---	------------	---	------------	---

MINNESOTA

September 12th

November 7th

Klobuchar, Amy	DFL	294,671	92.51%			1,278,849	58.06%
Stanton, Darryl	DFL	23,872	7.49%				
Party Votes:	DFL	318,543					
Kennedy, Mark	R	147,091	90.21%			835,653	37.94%
Uldrich, John	R	10,025	6.15%				
Shudlick, Harold	R	5,941	3.64%				
Party Votes:	R	163,057					
Fitzgerald, Robert	IDP	5,520	51.61%			71,194	3.23%
Collins, Miles W.	IDP	2,600	24.31%				
Williams, Stephen	IDP	2,575	24.08%				
Party Votes:	IDP	10,695					
Cavlan, Michael James	GRE					10,714	0.49%
Powers, Ben	CON					5,408	0.25%
Scattered	W					901	0.04%
Idusogie, Peter	W					29	0.00%
Uldrich, Charles	W					15	0.00%
Williamson, Rebecca	W					5	0.00%
Uldrich, John	W					4	0.00%
Total State Votes:		492,295				2,202,772	

MISSISSIPPI

June 6th

June 27th

November 7th

(I) Lott, Trent	R	Unopposed				388,399	63.58%
Fleming, Erik R.	D	46,185	44.05%	19,477	64.99%	213,000	34.87%
Bowlin, Bill	D	23,175	22.10%	10,490	35.01%		
O'Keefe, James	D	20,815	19.85%				
Starr, Catherine M.	D	14,629	13.95%				
Scattered	W(D)	42	0.04%				
Party Votes:	D	104,846		29,967			
Taylor, Harold M.	LBT					9,522	1.56%
Total State Votes:		104,846		29,967		610,921	

MISSOURI

August 8th

November 7th

McCaskill, Claire	D	282,767	80.80%			1,055,255	49.58%
Young, Bill Clinton	D	67,173	19.20%				
Party Votes:	D	349,940					
(I) Talent, Jim	R	289,573	88.89%			1,006,941	47.31%
Babbitt, Scott	R	13,189	4.05%				
Lea, Joyce P.	R	11,705	3.59%				
Hair, Isaiah, Jr.	R	6,415	1.97%				
Fausnaught, Roxie L.	R	4,900	1.50%				
Party Votes:	R	325,782					
Gilmour, Frank	LBT	1,693	100.00%			47,792	2.25%
Party Votes:	LBT	1,693					
Lewis, Lydia	PRO					18,383	0.86%
Barrett, Don	W					72	0.00%
Shortland, Arthur W.	W					16	0.00%
Total State Votes:		677,415				2,128,459	

CANDIDATE NAME	PARTY	# OF VOTES	%	# OF VOTES	%	# OF VOTES	%
----------------	-------	------------	---	------------	---	------------	---

RHODE ISLAND (Continued)

September 12th

November 7th

Whitehouse, Sheldon	W					8	0.00%
Driver, Rod	W					6	0.00%
Bush, G. W.	W					5	0.00%
Chaffee, Lincoln	W					5	0.00%
Cianci, Buddy	W					5	0.00%
Sheeler, Carl	W					5	0.00%
Young, Chris	W					5	0.00%
Total State Votes:		149,495				385,451	

TENNESSEE

August 3rd

November 7th

Corker, Bob	R	231,541	48.13%			929,911	50.71%
Bryant, Ed	R	161,189	33.50%				
Hilleary, Van	R	83,078	17.27%				
Harrison, Tate	R	5,309	1.10%				
Party Votes:	R	481,117					
Ford, Harold, Jr.	D	333,789	79.10%			879,976	47.99%
Davis, Gary G.	D	41,802	9.91%				
Hooker, John Jay	D/W	27,175	6.44%			13	0.00%
Smith, Charles E.	D	14,724	3.49%				
Strauss, Al	D	4,410	1.05%				
Maynard, Jim	W(D)	96	0.02%				
Party Votes:	D	421,996					
Choate, Ed	IND					10,831	0.59%
Gatchell, David	IND					3,746	0.20%
Heyward, Emory "Bo"	IND					3,580	0.20%
Keplinger, Gary	IND					3,033	0.17%
Lugo, Christopher Joseph	IND					2,589	0.14%
Gray, James Anthony	W					14	0.00%
Price, Gloria D. Reagon	W					1	0.00%
Taylor-Shelby, Mary	W					1	0.00%
Total State Votes:		903,113				1,833,695	

TEXAS

March 7th

April 11th

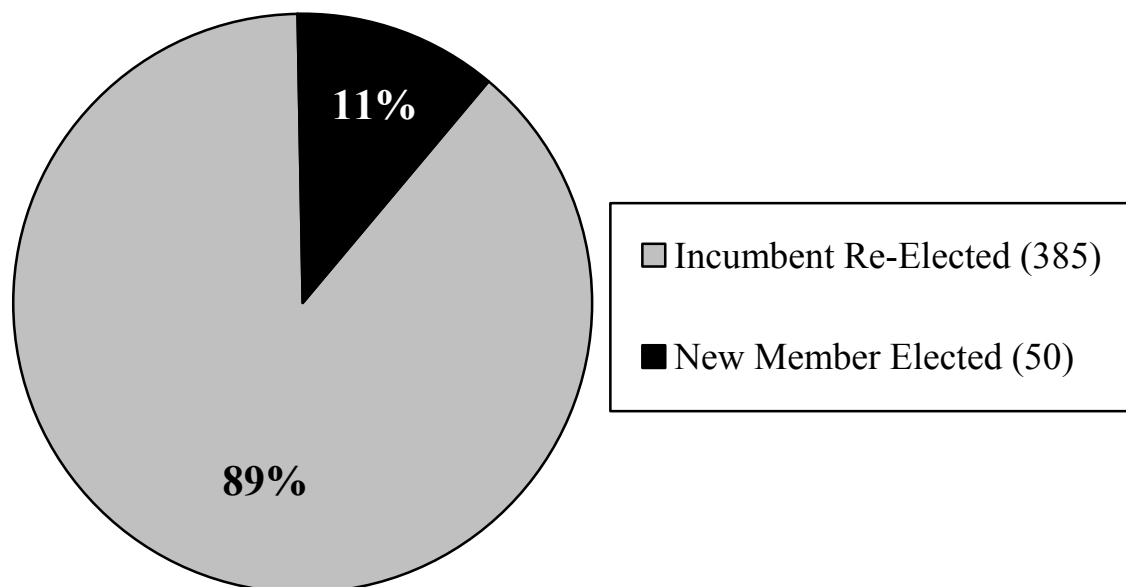
November 7th

(I) Hutchison, Kay Bailey	R	627,163	100.00%			2,661,789	61.69%
Party Votes:	R	627,163					
Radnofsky, Barbara Ann	D	215,776	43.09%	124,663	60.15%	1,555,202	36.04%
Kelly, Gene	D	191,400	38.22%	82,589	39.85%		
Hunter, Darrel Reece	D	93,609	18.69%				
Party Votes:	D	500,785		207,252			
Jameson, Scott Lanier	LBT	*				97,672	2.26%
Total State Votes:		1,127,948		207,252		4,314,663	

* The Libertarian Party nominated by convention on June 10, 2006. Convention nominee is noted with an asterisk.

OFFICIAL ELECTION RESULTS FOR UNITED STATES HOUSE OF REPRESENTATIVES

2006 U.S. House Campaigns



CANDIDATE NAME	PARTY	# OF VOTES	%	# OF VOTES	%	# OF VOTES	%
----------------	-------	------------	---	------------	---	------------	---

GEORGIA (Continued)

July 18th

August 8th

November 7th*

DISTRICT 4

(I) Johnson, Henry C. "Hank," Jr.	D	27,529	44.40%	41,281	58.81%	106,352	75.32%
(I) McKinney, Cynthia	D	29,216	47.12%	28,915	41.19%		
Coyne, John F., III	D	5,253	8.47%				
Party Votes:	D	61,998		70,196			
Davis, Catherine	R	8,832	100.00%			34,778	24.63%
Party Votes:	R	8,832					
Collins, Loren	W					64	0.05%
District Votes:		70,830		70,196		141,194	

DISTRICT 5

(I) Lewis, John	D	49,993	100.00%			122,380	99.96%
Party Votes:	D	49,993					
Garcia, Eleanor	W					48	0.04%
District Votes:		49,993				122,428	

DISTRICT 6

(I) Price, Tom	R	47,921	82.28%			144,958	72.39%
Konop, John	R	10,322	17.72%				
Party Votes:	R	58,243					
Sinton, Steve	D	15,989	100.00%			55,294	27.61%
Party Votes:	D	15,989					
District Votes:		74,232				200,252	

DISTRICT 7

(I) Linder, John	R	40,940	100.00%			130,561	70.91%
Party Votes:	R	40,940					
Burns, Allan	D	15,987	100.00%			53,553	29.09%
Party Votes:	D	15,987					
District Votes:		56,927				184,114	

DISTRICT 8

(I) Marshall, Jim	D	33,133	100.00%			80,660	50.55%
Party Votes:	D	33,133					
Collins, Mac	R	25,065	81.51%			78,908	49.45%
Harris, James Neal	R	5,684	18.49%				
Party Votes:	R	30,749					
District Votes:		63,882				159,568	

DISTRICT 9

(I) Deal, Nathan	R	47,682	100.00%			128,685	76.63%
Party Votes:	R	47,682					
Bradbury, John D.	D	10,354	69.16%			39,240	23.37%
Longwith, Bob	D	4,618	30.84%				
Party Votes:	D	14,972					
Brown, Brian Russell	W					1	0.00%
District Votes:		62,654				167,926	

CANDIDATE NAME	PARTY	# OF VOTES	%	# OF VOTES	%	# OF VOTES	%
----------------	-------	------------	---	------------	---	------------	---

KENTUCKY (Continued)

May 16th

November 7th

DISTRICT 5

(I) Rogers, Harold "Hal"	R	Unopposed			147,201	73.76%
Stepp, Kenneth	D	47,362	70.38%		52,367	26.24%
Tapley, James W.	D	19,928	29.62%			
Party Votes:	D	67,290				
District Votes:		67,290			199,568	

DISTRICT 6

(I) Chandler, Ben	D	Unopposed			158,765	85.46%
Carlson, Elaine Sue #	R	Unopposed				
Ard, Paul	LBT				27,015	14.54%
District Votes:					185,780	
Total State Votes:		296,937			1,253,526	

Elaine Carlson withdrew after the primary election.

LOUISIANA

November 7th*

December 9th

DISTRICT 1

(I) Jindal, "Bobby"	R	130,508	88.10%
Gereighty, David	D	10,919	7.37%
Tallitsch, Stacey	D	5,025	3.39%
Beary, Peter	LBT	1,676	1.13%
District Votes:		148,128	

DISTRICT 2

(I) Jefferson, William J.	D	28,283	30.08%	35,153	56.55%
Carter, Karen	D	20,364	21.66%	27,011	43.45%
Shepherd, Derrick	D	16,799	17.87%		
Lavigne, Joseph "Joe"	R	12,511	13.31%		
Carter, Troy "C"	D	11,304	12.02%		
Bradley, Eric T.	R	1,159	1.23%		
Bartholomew, Regina	D	1,125	1.20%		
Edwards, John	D	675	0.72%		
Barron, Scott	D	621	0.66%		
Kahn, Gregory W. "Rhumblin"	LBT	404	0.43%		
Mendoza, M.V. "Vinny"	D	402	0.43%		
von Uhde, Lawrence William "Lance," III	R	258	0.27%		
Collins, Deven "D.C."	D	121	0.13%		
District Votes:		94,026		62,164	

DISTRICT 3

(I) Melancon, "Charlie"	D	75,023	55.03%
Romero, Craig	R	54,950	40.31%
Breech, Olanjee "OJ"	D	4,190	3.07%
Blake, James Lee, Jr.	LBT	2,168	1.59%
District Votes:		136,331	

CANDIDATE NAME	PARTY	# OF VOTES	%	# OF VOTES	%	# OF VOTES	%
----------------	-------	------------	---	------------	---	------------	---

LOUISIANA (Continued)

November 7th*

December 9th

DISTRICT 4

(I) McCreery, "Jim"	R	77,078	57.40%		
Cash, Artis R., Sr.	D	22,757	16.95%		
Cox, Patti	D	17,788	13.25%		
Kelley, Chester T.	R	16,649	12.40%		
District Votes:		134,272			

DISTRICT 5

(I) Alexander, Rodney	R	78,211	68.26%		
Hearn, Gloria					
Williams	D	33,233	29.00%		
Sanders, Brent	LBT	1,876	1.64%		
Watts, John	OTH	1,262	1.10%		
District Votes:		114,582			

DISTRICT 6

(I) Baker, Richard H.	R	94,658	82.81%		
Fontanesi, Richard M.	LBT	19,648	17.19%		
District Votes:		114,306			

DISTRICT 7

(I) Boustany, Charles W., Jr.	R	113,720	70.70%		
Stagg, Mike	D	47,133	29.30%		
District Votes:		160,853			
Total State Votes:		902,498		62,164	

* A 1998 U.S. Court of Appeals ruling (Love, et al v. Foster and McKeithen; remanded from the U.S. Supreme Court) preserved all provisions of the Louisiana state election code with the exception of the provisions which establish the dates on which members of Congress are elected. Therefore, in 2006, Congressional candidates did not participate in a primary election. The Congressional general election date was November 7, 2006, with a runoff election scheduled for December 9, 2006, if necessary.

MAINE

June 13th

November 7th

DISTRICT 1

(I) Allen, Thomas H.	D	26,801	100.00%	170,949	60.84%
Party Votes:	D	26,801			
Curley, Darlene J.	R	28,172	100.00%	88,009	31.32%
Party Votes:	R	28,172			
Kamilewicz, Dexter J.	U (IND)			22,029	7.84%
District Votes:		54,973		280,987	

DISTRICT 2

(I) Michaud, Michael H.	D	23,242	100.00%	179,732	70.52%
Party Votes:	D	23,242			
D'Amboise, Laurence S.	R	24,139	100.00%	75,146	29.48%
Party Votes:	R	24,139			
District Votes:		47,381		254,878	
Total State Votes:		102,354		535,865	

ELECTION TYPE: PRIMARY RUNOFF GENERAL

CANDIDATE NAME	PARTY	# OF VOTES	%	# OF VOTES	%	# OF VOTES	%
----------------	-------	------------	---	------------	---	------------	---

MISSISSIPPI

June 6th

June 27th

November 7th

DISTRICT 1

(I) Wicker, Roger F.	R	Unopposed				95,098	65.92%
Hurt, James K. (Ken)	D	4,159	37.13%	5,063	67.43%	49,174	34.08%
Bambach, William	D	2,788	24.89%	2,446	32.57%		
Shapiro, Ron	D	2,514	22.44%				
Forsythe Jr., Joe	D	1,740	15.53%				
Party Votes:	D	11,201		7,509			
District Votes:		11,201		7,509		144,272	

DISTRICT 2

(I) Thompson, Bennie G.	D	58,941	64.35%			100,160	64.27%
Espy, Chuck	D	31,906	34.84%				
Benford, Dorothy "Dot"	D	743	0.81%				
Party Votes:	D	91,590					
Brown, Yvonne R.	R	Unopposed				55,672	35.73%
District Votes:		91,590				155,832	

DISTRICT 3

(I) Pickering, Chip	R	Unopposed				125,421	77.67%
Giles, Jim	IND					25,999	16.10%
Magee, Lamonica L.	REF					10,060	6.23%
District Votes:						161,480	

DISTRICT 4

(I) Taylor, Gene	D	6,761	99.88%			110,996	79.79%
Scattered	W(D)	8	0.12%				
Party Votes:	D	6,769					
McDonnell, Randy	R	Unopposed				28,117	20.21%
District Votes:		6,769				139,113	
Total State Votes:		109,560		7,509		600,697	

MISSOURI

August 8th

November 7th

DISTRICT 1

(I) Clay, Lacy	D	33,358	100.00%			141,574	72.89%
Party Votes:	D	33,358					
Byrne, Mark J.	R	6,822	72.45%			47,893	24.66%
Farr, Leslie La Vantres, II	R	1,388	14.74%				
Mansfield, Lou	R	1,206	12.81%				
Party Votes:	R	9,416					
Cunningham, Robb E.	LBT	117	100.00%			4,768	2.45%
Party Votes:	LBT	117					
District Votes:		42,891				194,235	

ELECTION TYPE: PRIMARY RUNOFF GENERAL

CANDIDATE NAME	PARTY	# OF VOTES	%	# OF VOTES	%	# OF VOTES	%
----------------	-------	------------	---	------------	---	------------	---

OHIO (Continued)

May 2nd

November 7th

DISTRICT 16

(I) Regula, Ralph	R	32,526	58.40%			137,167	58.34%
Miller, Matt	R	23,170	41.60%				
	Party Votes: R	55,696					
Shaw, Thomas	D	20,508	50.76%			97,955	41.66%
Mason, Tom	D	19,897	49.24%				
	Party Votes: D	40,405					
	District Votes:	96,101				235,122	

DISTRICT 17

(I) Ryan, Tim	D	71,532	100.00%			170,369	80.25%
	Party Votes: D	71,532					
Manning, Don, II	W(R)/R	249	100.00%			41,925	19.75%
	Party Votes: R	249					
	District Votes:	71,781				212,294	

DISTRICT 18

Space, Zack	D	18,251	25.59%			129,646	62.06%
Stewart, Jennifer	D	12,071	25.59%				
Sulzer, Joseph P.	D	11,340	24.04%				
Applegate, Ralph A.	D	5,514	11.69%				
	Party Votes: D	47,176					
Padgett, Joy	R	#				79,259	37.94%
(I) Ney, Bob	R	34,515	68.44%				
Harris, James Brodbelt	R	15,918	31.56%				
	Party Votes: R	50,433					
	District Votes:	97,609				208,905	

Bob Ney withdrew after the primary election. Consequently, a special primary election was held on 9/14/06, to select a new nominee.

DISTRICT 18 SPECIAL PRIMARY

September 14th

Padgett, Joy	R	9,523	66.30%
Harris, James Brodbelt	R	2,113	14.70%
Feikert, Ray L.	R	1,448	10.10%
Applegate, Ralph A.	R	781	5.40%
Firman, Jerry	R	500	3.50%
	Party Votes: R	14,365	
	District Votes:	14,365	

Total State Votes (excluding Special Elections):

1,478,528

3,961,195

OKLAHOMA

July 25th

August 22nd

November 7th

DISTRICT 1

(I) Sullivan, John	R	38,279	83.22%			116,920	63.64%
Rogers, Evelyn L.	R	5,826	12.67%				
Moghaddam, Fran	R	1,895	4.12%				
	Party Votes: R	46,000					
Gentges, Alan	D	Unopposed				56,724	30.87%
Wortman, Bill	IND					10,085	5.49%
	District Votes:	46,000				183,729	

CANDIDATE NAME	PARTY	# OF VOTES	%	# OF VOTES	%	# OF VOTES	%
----------------	-------	------------	---	------------	---	------------	---

OKLAHOMA (Continued)

July 25th

August 22nd

November 7th

DISTRICT 2

(I) Boren, Dan	D	Unopposed				122,347	72.74%
Miller, Patrick K.	R	9,941	72.19%			45,861	27.26%
Wickson, Raymond J.	R	3,829	27.81%				
Party Votes:	R	13,770					
District Votes:		13,770				168,208	

DISTRICT 3

(I) Lucas, Frank D.	R	Unopposed				128,042	67.46%
Barton, Sue	D	24,177	53.42%			61,749	32.54%
Wilson, Gregory M.	D	11,249	24.85%				
Harris, John Coffee	D	9,833	21.73%				
Party Votes:	D	45,259					
District Votes:		45,259				189,791	

DISTRICT 4

(I) Cole, Tom	R	Unopposed				118,266	64.61%
Spake, Hal	D	Unopposed				64,775	35.39%
District Votes:						183,041	

DISTRICT 5

Fallin, Mary	R	16,691	34.57%	26,748	63.06%	108,936	60.38%
Cornett, Mick	R	11,718	24.27%	15,669	36.94%		
Bode, Denise	R	9,139	18.93%				
Calvey, Kevin	R	4,870	10.09%				
Morgan, Fred	R	4,493	9.30%				
Roy, Johnny B.	R	1,376	2.85%				
Party Votes:	R	48,287		42,417			
Hunter, David	D	24,660	63.04%			67,293	37.30%
Smith, Bert	D	14,455	36.96%				
Party Votes:	D	39,115					
Woodson, Matthew Horton	IND					4,196	2.33%
District Votes:		87,402		42,417		180,425	
Total State Votes:		192,431		42,417		905,194	

OREGON

May 16th*

November 7th

DISTRICT 1

(I) Wu, David	D	55,188	87.06%			169,409	62.83%
Lewis, Alexa J.	D	4,795	7.56%				
Shah, Shantu	D	1,595	2.52%				
Goberman, Pavel	D	1,582	2.50%				
Scattered	W(D)	234	0.37%				
Party Votes:	D	63,394					
Kitts, Derrick	R	36,565	97.93%			90,904	33.71%
Scattered	W(R)	772	2.07%				
Party Votes:	R	37,337					
Davis, Drake	LBT	*				4,497	1.67%
Wolf, Dean	CON	*				4,370	1.62%
Scattered	W					447	0.17%
District Votes:		100,731				269,627	

CANDIDATE NAME	PARTY	# OF VOTES	%	# OF VOTES	%	# OF VOTES	%
----------------	-------	------------	---	------------	---	------------	---

RHODE ISLAND

September 12th

November 7th

DISTRICT 1

(I) Kennedy, Patrick J.	D	38,087	100.00%			124,676	69.19%
Party Votes:	D	38,087					
Scott, Jonathan P.	R	12,407	69.22%			41,856	23.23%
Leather, Edmund R.	R	5,517	30.78%				
Party Votes:	R	17,924					
Capalbo, Kenneth A.	IND					13,638	7.57%
Driver, Rod	W					5	0.00%
Duck, Donald	W					5	0.00%
Kennedy, Patrick	W					5	0.00%
District Votes:		56,011				180,185	

DISTRICT 2

(I) Langevin, James R.	D	24,988	61.78%			140,352	72.65%
Lawless, Jennifer L.	D	15,458	38.22%				
Party Votes:	D	40,446					
Driver, Rod	IND					52,743	27.30%
District Votes:		40,446				193,197	
Laffey, Steve	W					44	0.02%
Lawless, Jennifer	W					21	0.01%
No One	W					10	0.01%
Healey, Robert	W					9	0.00%
Mouse, Mickey	W					7	0.00%
Chaffee, John	W					6	0.00%
Duck, Donald	W					5	0.00%
Total State Votes:		96,457				373,382	

SOUTH CAROLINA

June 13th*

June 27th

November 7th

DISTRICT 1

(I) Brown, Henry	R	Unopposed				115,766	59.87%
Maatta, Randy						73,218	37.86%
Maatta, Randy	D	3,393	31.62%	1,704	56.07%	[68,343]	35.34%
Frasier, Ben	D	5,100	47.53%	1,335	43.93%		
Ledford, Ralph	D	2,236	20.84%				
Party Votes:	D	10,729		3,039			
Maatta, Randy	WF					[4,875]	2.52%
Dunn, James E.	GRE	*				4,287	2.22%
Scattered	W					104	0.05%
District Votes:		10,729		3,039		193,375	

DISTRICT 2

(I) Wilson, Joe	R	Unopposed				127,811	62.64%
Ellisor, Michael Ray	D	11,468	58.74%			76,090	37.29%
White, David F., III	D	8,054	41.26%				
Party Votes:	D	19,522					
Scattered	W					151	0.07%
District Votes:		19,522				204,052	

ELECTION TYPE: PRIMARY RUNOFF GENERAL

CANDIDATE NAME	PARTY	# OF VOTES	%	# OF VOTES	%	# OF VOTES	%
----------------	-------	------------	---	------------	---	------------	---

TEXAS (Continued)

March 7th*

April 11th

November 7th

DISTRICT 10							
(I) McCaul, Michael T.	R	22,901	100.00%			97,726	55.29%
	Party Votes: R	22,901					
Ankrum, Ted	D	3,703	36.74%	2,611	70.78%	71,415	40.40%
Foreman, Paul	D	3,610	35.82%	1,078	29.22%		
Smith, Sid	D	1,475	14.63%				
Mynatt, Pat	D	1,291	12.81%				
	Party Votes: D	10,079		3,689			
Badnarik, Michael	LBT	*				7,614	4.31%
	District Votes:	32,980		3,689		176,755	
DISTRICT 11							
(I) Conaway, Mike	R	37,391	100.00%			107,268	100.00%
	Party Votes: R	37,391					
	District Votes:	37,391				107,268	
DISTRICT 12							
(I) Granger, Kay	R	20,426	100.00%			98,371	66.95%
	Party Votes: R	20,426					
Morris, John R.	D	4,846	100.00%			45,676	31.09%
	Party Votes: D	4,846					
Osborne, Gardner	LBT	*				2,888	1.97%
	District Votes:	25,272				146,935	
DISTRICT 13							
(I) Thornberry, Mac	R	36,477	100.00%			108,107	74.35%
	Party Votes: R	36,477					
Waun, Roger J.	D	10,651	100.00%			33,460	23.01%
	Party Votes: D	10,651					
Thompson, Jim	LBT	*				3,829	2.63%
	District Votes:	47,128				145,396	
DISTRICT 14							
(I) Paul, Ron	R	24,086	77.64%			94,380	60.19%
Sinatra, Cynthia	R	6,935	22.36%				
	Party Votes: R	31,021					
Sklar, Shane	D	13,244	100.00%			62,429	39.81%
	Party Votes: D	13,244					
	District Votes:	44,265				156,809	
DISTRICT 15 #							
(I) Hinojosa, Rubén	D	39,094	100.00%	#			
	Party Votes: D	39,094		#			
Haring, Paul B.	R	5,552	70.91%	#			
Zamora, Eddie	R	2,278	29.09%	#			
	Party Votes: R	7,830		#			
	District Votes:	46,924		#			
DISTRICT 16							
(I) Reyes, Sylvestre	D	28,931	100.00%			61,116	78.67%
	Party Votes: D	28,931					
Strickland, Gordon R.	LBT	*				16,572	21.33%
	District Votes:	28,931				77,688	

CANDIDATE NAME	PARTY	# OF VOTES	%	# OF VOTES	%	# OF VOTES	%
----------------	-------	------------	---	------------	---	------------	---

TEXAS (Continued)

March 7th*

April 11th

November 7th

DISTRICT 29

(I) Green, Gene	D	4,538	100.00%			37,174	73.54%
	Party Votes:	D	4,538				
Story, Eric	R	2,113	100.00%			12,347	24.43%
	Party Votes:	R	2,113				
Messina, Clifford Lee	LBT	*				1,029	2.04%
	District Votes:		6,651			50,550	

DISTRICT 30

(I) Johnson, Eddie Bernice	D	17,490	100.00%			81,348	80.19%
	Party Votes:	D	17,490				
Aurbach, Wilson	R	1,614	44.51%	1,129	60.83%	17,850	17.60%
Omar, Amir	R	1,308	36.07%	727	39.17%		
Wood, Fred A.	R	704	19.42%				
	Party Votes:	R	3,626		1,856		
Ashby, Ken	LBT	*				2,250	2.22%
	District Votes:		21,116		1,856	101,448	

DISTRICT 31

(I) Carter, John R.	R	23,438	100.00%			90,869	58.48%
	Party Votes:	R	23,438				
Harrell, Mary Beth	D	7,023	100.00%			60,293	38.80%
	Party Votes:	D	7,023				
McAdoo, Matt	LBT	*				4,221	2.72%
	District Votes:		30,461			155,383	

DISTRICT 32

(I) Sessions, Pete	R	13,210	100.00%			71,461	56.42%
	Party Votes:	R	13,210				
Pryor, Will	D	3,622	100.00%			52,269	41.27%
	Party Votes:	D	3,622				
Hawley, John B.	LBT	*				2,922	2.31%
	District Votes:		16,832			126,652	
	Total State Votes:		1,034,832		5,545	4,339,254	

* The Libertarian Party nominated by convention on March 18, 2006, for Congressional Districts 7, 16, 18, 20, 29, 30 and 32, and by convention on March 25, 2006, for all other Congressional Districts. Convention nominees are noted with an asterisk.

TEXAS SPECIAL ELECTIONS

November 7th

December 12th

Court-ordered Special General Elections were held on November 7, 2006, in five of the thirty-two U.S. Congressional Districts of Texas: Districts 15, 21, 23, 25 and 28. The boundaries of these districts were redrawn in an August 4, 2006, opinion and order of the U.S. District Court for the Eastern District of Texas, Marshall Division, in League of United Latin American Citizens, et. al. v. Rick Perry, Governor of Texas, et. al., pursuant to the U.S. Supreme Court's remand order of June 28, 2006. (The results of the March 2006 primary election for these districts were consequently invalidated.) Where no candidate received a majority of the votes cast, a Special Runoff Election was held on December 12, 2006, between the top two vote-getters, regardless of party. The results of the Texas special elections appear below.

DISTRICT 15

(I) Hinojosa, Rubén	D			43,236	61.78%		
Haring, Paul B.	R			16,601	23.72%		
Zamora, Eddie	R			10,150	14.50%		
	District Votes:			69,987			

CANDIDATE NAME	PARTY	# OF VOTES	%	# OF VOTES	%	# OF VOTES	%
----------------	-------	------------	---	------------	---	------------	---

TEXAS SPECIAL ELECTIONS (Continued)

November 7th

December 12th

DISTRICT 21

(I) Smith, Lamar	R	122,486	60.11%		
Courage, John	D	49,957	24.51%		
Kelly, Gene	D	18,355	9.01%		
Calvert, Tommy	IND	5,280	2.59%		
Strohm, James Arthur	LBT	4,076	2.00%		
Peterson, James Lyle	IND	2,189	1.07%		
Rossano, Mark J.	IND	1,439	0.71%		
District Votes:		203,782			

DISTRICT 23

(I) Rodriguez, Ciro D.	D	24,594	19.87%	38,256	54.28%
Bonilla, Henry	R	60,175	48.61%	32,217	45.72%
Uresti, Albert	D	14,552	11.75%		
Gilliland, Lukin	D	13,728	11.09%		
Stephens, Craig T.	IND	3,341	2.70%		
Beltran, August G. "Augie"	D	2,647	2.14%		
Bolanos, Rick	D	2,564	2.07%		
DeLeon, Adrian	D	2,198	1.78%		
District Votes:		123,799		70,473	

DISTRICT 25

(I) Doggett, Lloyd	D	109,911	67.26%		
Rostig, Grant	LBT	42,975	26.30%		
Cunningham, Barbara	LBT	6,942	4.25%		
Parrett, Brian	IND	3,596	2.20%		
District Votes:		163,424			

DISTRICT 28

(I) Cuellar, Henry	D	52,574	67.61%		
Enriquez, Frank	D	15,798	20.32%		
Avery, Ron	CON	9,383	12.07%		
District Votes:		77,755			

Total Special Election Votes:

638,747

70,473

UTAH

June 27th*

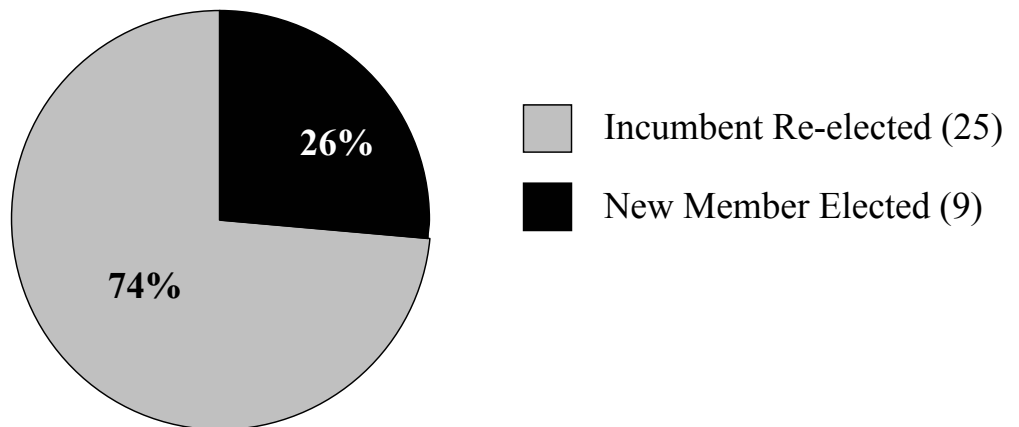
November 7th

DISTRICT 1

(I) Bishop, Rob	R	*		112,546	63.06%
Olsen, Steven	D	*		57,922	32.45%
Hudson, Mark	CON	*		5,539	3.10%
Badler, Lynn	LBT	*		2,467	1.38%
District Votes:				178,474	

OFFICIAL ELECTION RESULTS FOR UNITED STATES SENATE

2004 U.S. Senate Campaigns



ELECTION TYPE:

PRIMARY

RUNOFF

GENERAL

CANDIDATE NAME	PARTY	# OF VOTES	%	# OF VOTES	%	# OF VOTES	%
----------------	-------	------------	---	------------	---	------------	---

GEORGIA

			July 20th		August 10th		November 2nd*
Isakson, Johnny	R	346,670	53.25%			1,864,202	58.24%
Cain, Herman	R	170,370	26.17%				
Collins, Mac	R	133,952	20.58%				
	Party Votes:	R	650,992				
Majette, Denise L.	D	258,469	41.35%	161,733	59.40%	1,267,690	39.60%
Oxford, Cliff	D	128,531	20.56%	110,526	40.60%		
Boyd, Jim	D	87,694	14.03%				
Squires, Mary Hodges	D	55,040	8.80%				
Baier, Leigh	D	47,484	7.60%				
Finkelstein, Jim	D	22,532	3.60%				
Cottingham, Sid	D	16,200	2.59%				
Patel, Govind N.	D	9,165	1.47%				
	Party Votes:	D	625,115		272,259		
Buckley, Allen	LBT					69,051	2.16%
Bartell, Al	W					31	0.00%
Jamison, Matthew	W					7	0.00%
Total State Votes:		1,276,107		272,259		3,200,981	

* A runoff election on November 23, 2004, was not necessary.

HAWAII

			September 18th		November 2nd
(I) Inouye, Daniel K.	D	157,367	93.75%		313,629 75.51%
Evans, Brian	D	8,051	4.80%		
Yoon, Eddie	D	2,437	1.45%		
	Party Votes:	D	167,855		
Cavasso, Cam	R	21,645	49.24%		87,172 20.99%
Payne, Rich	R	9,630	21.91%		
Friedheim, Jay	R	7,028	15.99%		
DeLuze, James R.	R	5,653	12.86%		
	Party Votes:	R	43,956		
Brewer, Jim	N	1,005	72.93%		9,269 2.23%
Brown, J. Turner	N	373	27.07%		
	Party Votes:	N	1,378		
Mallan, Jeff	LBT	752	100.00%		5,277 1.27%
	Party Votes:	LBT	752		
Total State Votes:		213,941			415,347

IDAHO

			May 25th		November 2nd
(I) Crapo, Mike	R	118,286	100.00%		499,796 99.18%
	Party Votes:	R	118,286		
McClure, Scott F.	W(D)				4,136 0.82%
Total State Votes:		118,286			503,932

ELECTION TYPE:

PRIMARY

RUNOFF

GENERAL

CANDIDATE NAME	PARTY	# OF VOTES	%	# OF VOTES	%	# OF VOTES	%
----------------	-------	------------	---	------------	---	------------	---

PENNSYLVANIA

April 27th

November 2nd

(I) Specter, Arlen	R	530,839	50.82%			2,925,080	52.62%
Toomey, Pat	R	513,693	49.18%				
	Party Votes:	R	1,044,532				
Hoeffel, Joseph M.	D	595,816	100.00%			2,334,126	41.99%
	Party Votes:	D	595,816				
Clymer, James N.	CON					220,056	3.96%
Summers, Betsy	LBT					79,263	1.43%
Scattered	W					580	0.01%
	Total State Votes:		1,640,348			5,559,105	

SOUTH CAROLINA

June 8th*

June 22nd

November 2nd

DeMint, Jim	R	77,567	26.32%	154,644	59.22%	857,167	53.67%
Beasley, David	R	107,847	36.60%	106,480	40.78%		
Ravenel, Thomas	R	73,167	24.83%				
Condon, Charlie	R	27,694	9.40%				
McBride, Mark	R	6,479	2.20%				
Davis, Orly Benny	R	1,915	0.65%				
	Party Votes:	R	294,669		261,124		
Tenenbaum, Inez	D	126,720	75.52%			704,384	44.10%
Frasier, Ben, Jr.	D	41,070	24.48%				
	Party Votes:	D	167,790				
Tyndall, Patrick	CON	*				13,464	0.84%
Sutherland, Rebekah E.	LBT	*				10,678	0.67%
Ferguson, Tee	UC					5,859	0.37%
Nwangaza, Efia					Combined Parties:	4,383	0.27%
Nwangaza, Efia	GRN	*				[4,245]	
Nwangaza, Efia	IDP					[138]	
Scattered	W					1,286	0.08%
	Total State Votes:		462,459		261,124	1,597,221	

* The Green Party nominated by convention on April 24, 2004, the Libertarian Party nominated by convention on May 2, 2004, and the Constitution Party nominated by convention on May 6, 2004. Convention nominees are noted with an asterisk.

SOUTH DAKOTA

June 1st

November 2nd

(I) Thune, John	R	Unopposed				197,848	50.58%
Daschle, Tom	D	Unopposed				193,340	49.42%
	Total State Votes:					391,188	

UTAH

June 22nd*

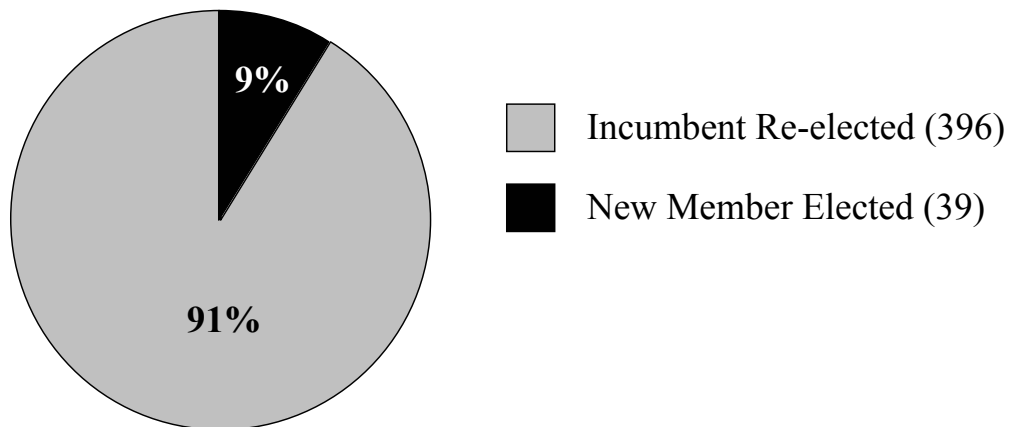
November 2nd

(I) Bennett, Robert F.	R	*				626,640	68.73%
Van Dam, R. Paul	D	*				258,955	28.40%
Van Horn, Gary R.	CON	*				17,289	1.90%
Labonte, Joe	PCH	*				8,824	0.97%
Judy, Cody Robert	D/W					16	0.00%
Tuaone, Nola	W					2	0.00%
	Total State Votes:					911,726	

* A candidate who receives more than 60% of the vote is the nominee. If no candidate achieves that majority, a primary election is held between the two candidates receiving the highest number of votes. Democratic and Republican conventions: May 8, 2004. Constitution and Personal Choice conventions: May 22, 2004. Convention nominees are noted with an asterisk.

OFFICIAL ELECTION RESULTS FOR UNITED STATES HOUSE OF REPRESENTATIVES

2004 U.S. House Campaigns



ELECTION TYPE: **PRIMARY** **RUNOFF** **GENERAL**

CANDIDATE NAME	PARTY	# OF VOTES	%	# OF VOTES	%	# OF VOTES	%
----------------	-------	------------	---	------------	---	------------	---

ALABAMA

June 1st

June 29th

November 2nd

DISTRICT 1

(I) Bonner, Jo	R	Unopposed				161,067	63.12%
Belk, Judy	D	Unopposed				93,938	36.81%
Scattered	W					159	0.06%
District Votes:						255,164	

DISTRICT 2

(I) Everett, Terry	R	Unopposed				177,086	71.42%
James, Charles D. (Chuck)	D	Unopposed				70,562	28.46%
Scattered	W					299	0.12%
District Votes:						247,947	

DISTRICT 3

(I) Rogers, Mike	R	Unopposed				150,411	61.20%
Fuller, Bill	D	Unopposed				95,240	38.75%
Scattered	W					133	0.05%
District Votes:						245,784	

DISTRICT 4

(I) Aderholt, Robert	R	Unopposed				191,110	74.73%
Cole, Carl	D	Unopposed				64,278	25.14%
Scattered	W					336	0.13%
District Votes:						255,724	

DISTRICT 5

(I) Cramer, Bud	D	37,573	89.53%			200,999	72.97%
Williams, Michael "People First"	D	4,393	10.47%				
Party Votes:		D	41,966				
Wallace, Gerald (Gerry)	R	6,742	45.18%	2,371	52.68%	74,145	26.92%
Engel, Stephen P.	R	6,007	40.25%	2,130	47.32%		
Bailie, Nate	R	2,175	14.57%				
Party Votes:		R	14,924		4,501		
Scattered	W					315	0.11%
District Votes:						56,890	4,501
						275,459	

DISTRICT 6

(I) Bachus, Spencer	R	45,448	86.65%			264,819	98.80%
Jauregui, Phillip	R	7,000	13.35%				
Party Votes:		R	52,448				
Scattered	W					3,224	1.20%
District Votes:						52,448	268,043

DISTRICT 7

(I) Davis, Artur	D	58,193	87.83%			183,408	74.97%
Turner, Albert	D	8,061	12.17%				
Party Votes:		D	66,254				
Cameron, Steve F.	R	Unopposed				61,019	24.94%
Scattered	W					211	0.09%
District Votes:						66,254	244,638
Total State Votes:						175,592	4,501
						1,792,759	

ELECTION TYPE: **PRIMARY** **RUNOFF** **GENERAL**

CANDIDATE NAME	PARTY	# OF VOTES	%	# OF VOTES	%	# OF VOTES	%
----------------	-------	------------	---	------------	---	------------	---

KENTUCKY (Continued)

May 18th

November 2nd

DISTRICT 6

(I) Chandler, Ben	D	Unopposed				175,355	58.60%
Buford, Tom	R	8,478	62.15%			119,716	40.01%
Coffman, Bryan Samuel	R	3,526	25.85%				
Swarthout, Don	R	1,637	12.00%				
	Party Votes:	R	13,641				
Abner, Stacy	CON					2,388	0.80%
Gailey, Mark	LBT					1,758	0.59%
	District Votes:		13,641			299,217	
	Total State Votes:		148,853			1,635,243	

LOUISIANA

November 2nd*

December 4th

DISTRICT 1

Jindal, "Bobby"	R	225,708	78.40%		
Armstrong, Roy	D	19,266	6.69%		
Mendoza, M.V. "Vinny"	D	12,779	4.44%		
Zimmerman, Daniel	D	12,135	4.22%		
Watts, "Jerry"	D	10,034	3.49%		
Rogers, "Mike"	R	7,975	2.77%		
	District Votes:	287,897			

DISTRICT 2

(I) Jefferson, William J.	D	173,510	79.01%		
Schwartz, Arthur L. "Art"	R	46,097	20.99%		
	District Votes:	219,607			

DISTRICT 3

Melancon, "Charlie"	D	63,328	23.93%	57,611	50.25%
Tauzin, W.J. "Billy," III	R	84,680	32.00%	57,042	49.75%
Romero, Craig	R	61,132	23.10%		
Baldone, Damon J.	D	25,783	9.74%		
Caccioppi, Charmaine Degruise	D	19,347	7.31%		
Chiasson, Kevin D.	R	10,350	3.91%		
	District Votes:	264,620		114,653	

DISTRICT 4

(I) McCrery, "Jim"	R	Unopposed			
	District Votes:				

DISTRICT 5

(I) Alexander, Rodney	R	141,495	59.44%		
Blakes, Zelma "Tisa"	D	58,591	24.61%		
Scott, John W. "Jock"	R	37,971	15.95%		
	District Votes:	238,057			

* A 1998 U.S. Court of Appeals ruling (Love, et al v. Foster and McKeithen; remanded from the U.S. Supreme Court) preserved all provisions of the Louisiana state election code with the exception of the provisions which establish the dates on which members of Congress are elected. Therefore, in 2004, Congressional candidates did not participate in a primary election. The Congressional general election date was November 2, 2004, with a runoff election scheduled for December 4, 2004, if necessary.

ELECTION TYPE: **PRIMARY** **RUNOFF** **GENERAL**

CANDIDATE NAME	PARTY	# OF VOTES	%	# OF VOTES	%	# OF VOTES	%
----------------	-------	------------	---	------------	---	------------	---

LOUISIANA (Continued)

November 2nd **December 4th**

DISTRICT 6

(I) Baker, Richard H.	R	189,106	72.21%		
Craig, Rufus Holt, Jr.	D	50,732	19.37%		
Galmon, Edward Anthony "Scott"	D	22,031	8.41%		
District Votes:		261,869			

DISTRICT 7

Boustany, Charles, Jr.	R	105,761	38.61%	75,039	54.96%
Mount, Willie Landry	D	69,079	25.22%	61,493	45.04%
Cravins, "Don"	D	67,389	24.60%		
Thibodaux, David	R	26,526	9.68%		
Carriere, Malcolm R.	D	5,177	1.89%		
District Votes:		273,932		136,532	
Total State Votes:		1,545,982		251,185	

MAINE

June 8th

November 2nd

DISTRICT 1

(I) Allen, Thomas H.	D	34,524	100.00%	219,077	59.74%
Party Votes:	D	34,524			
Summers, Charles E., Jr.	R	29,944	100.00%	147,663	40.26%
Party Votes:	R	29,944			
District Votes:		64,468		366,740	

DISTRICT 2

(I) Michaud, Michael H.	D	30,609	100.00%	199,303	58.03%
Party Votes:	D	30,609			
Hamel, Brian N.	R	23,832	100.00%	135,547	39.47%
Party Votes:	R	23,832			
Cooley, Carl	U (SEP)			8,586	2.50%
District Votes:		54,441		343,436	
Total State Votes:		118,909		710,176	

MARYLAND

March 2nd

November 2nd

DISTRICT 1

(I) Gilchrest, Wayne T.	R	23,590	61.92%	245,149	75.77%
Colburn, Richard F.	R	14,508	38.08%		
Party Votes:	R	38,098			
Alexakis, Kostas #	D	10,106	25.47%	77,872	24.07%
Tamlyn, Ann D.	D	14,492	36.52%		
Eastough, Steven R.	D	7,816	19.70%		
Sampson, Harry E.	D	7,264	18.31%		
Party Votes:	D	39,678			
Scattered	W			505	0.16%
District Votes:		77,776		323,526	

Tamlyn withdrew after the primary election and Alexakis was selected by the party to fill the vacancy on the general election ballot.

ELECTION TYPE:

PRIMARY

RUNOFF

GENERAL

CANDIDATE NAME	PARTY	# OF VOTES	%	# OF VOTES	%	# OF VOTES	%
----------------	-------	------------	---	------------	---	------------	---

NORTH CAROLINA (Continued)

July 20th

August 17th

November 2nd

DISTRICT 5

Foxx, Virginia	R	13,119	22.38%	23,092	54.60%	167,546	58.83%
Robinson, Vernon L.	R	13,824	23.58%	19,201	45.40%		
Broyhill, Ed	R	12,608	21.51%				
Helvey, Jay	R	8,517	14.53%				
Tabor, Nathan	R	7,660	13.07%				
Byrd, Joseph H. (Joe)	R	1,457	2.49%				
Powell, Edward L. (Ed)	R	969	1.65%				
Vanhoy, David Stephen	R	473	0.81%				
Party Votes:	R	58,627		42,293			
Harrell, Jim A., Jr.	D	17,481	73.33%			117,271	41.17%
Kirkman, Roger N.	D	3,784	15.87%				
Winfrey, Andrew	D	2,574	10.80%				
Party Votes:	D	23,839					
District Votes:		82,466		42,293		284,817	

DISTRICT 6

(I) Coble, Howard	R	Unopposed				207,470	73.15%
Jordan, William W.	D	11,871	66.45%			76,153	26.85%
Miller, Rick	D	5,993	33.55%				
Party Votes:	D	17,864					
District Votes:		17,864				283,623	

DISTRICT 7

(I) McIntyre, Mike	D	Unopposed				180,382	73.19%
Plonk, Ken	R	Unopposed				66,084	26.81%
District Votes:						246,466	

DISTRICT 8

(I) Hayes, Robert C. (Robin)	R	Unopposed				125,070	55.54%
Troutman, Beth	D	19,838	72.53%			100,101	44.46%
Ortiz, Mark	D	7,515	27.47%				
Party Votes:	D	27,353					
District Votes:		27,353				225,171	

DISTRICT 9

(I) Myrick, Sue	R	Unopposed				210,783	70.24%
Flynn, Jack	D	Unopposed				89,318	29.76%
District Votes:						300,101	

DISTRICT 10

McHenry, Patrick	R	10,760	26.34%	15,015	50.14%	157,884	64.15%
Huffman, David	R	14,280	34.96%	14,930	49.86%		
Lyons, Sandy	R	8,000	19.58%				
Moretz, George A.	R	7,812	19.12%				
Party Votes:	R	40,852		29,945			
Fischer, Anne N.	D	8,538	50.59%			88,233	35.85%
Cole, John F.	D	8,340	49.41%				
Party Votes:	D	16,878					
District Votes:		57,730		29,945		246,117	

ELECTION TYPE: **PRIMARY** **RUNOFF** **GENERAL**

CANDIDATE NAME	PARTY	# OF VOTES	%	# OF VOTES	%	# OF VOTES	%
----------------	-------	------------	---	------------	---	------------	---

TENNESSEE (Continued)

August 5th

November 2nd

DISTRICT 6

(I) Gordon, Bart	D	28,524	93.25%			167,448	64.24%
Hall, Robert C.	D	2,066	6.75%				
Party Votes:	D	30,590					
Demas, Nick	R	7,657	51.52%			87,523	33.58%
Hall, Elizabeth	R	7,205	48.48%				
Party Votes:	R	14,862					
Lyons, J. Patrick	I					3,869	1.48%
Saliba, Norman R.	I					1,802	0.69%
District Votes:		45,452				260,642	

DISTRICT 7

(I) Blackburn, Marsha	R	24,233	100.00%			232,404	100.00%
Party Votes:	R	24,233					
District Votes:		24,233				232,404	

DISTRICT 8

(I) Tanner, John	D	28,427	100.00%			173,623	74.34%
Party Votes:	D	28,427					
Hart, James L.	R	8,227	78.50%			59,853	25.63%
Bertrand, Dennis	W(R)/W	2,253	21.50%			91	0.04%
Party Votes:	R	10,480					
District Votes:		38,907				233,567	

DISTRICT 9

(I) Ford, Harold, Jr.	D	33,708	100.00%			190,648	82.04%
Party Votes:	D	33,708					
Fort, Ruben M.	R	12,532	100.00%			41,578	17.89%
Party Votes:	R	12,532					
Maynard, Jim	W					166	0.07%
District Votes:		46,240				232,392	
Total State Votes:		409,635				2,218,738	

TEXAS

March 9th*

April 13th

November 2nd

DISTRICT 1

Gohmert, Louis	R	19,421	41.73%	16,841	57.17%	157,068	61.47%
Graves, John	R	13,933	29.94%	12,618	42.83%		
Christian, Wayne	R	6,854	14.73%				
Thorstenson, Lyle	R	4,604	9.89%				
Mathews, Emily	R	1,266	2.72%				
Thorton, Larry	R	457	0.98%				
Party Votes:	R	46,535		29,459			
(I) Sandlin, Max	D	26,400	100.00%			96,281	37.68%
Party Votes:	D	26,400					
Tucker, Dean L.	LBT	*				2,158	0.84%
District Votes:		72,935		29,459		255,507	

* The Libertarian Party nominated by convention on March 13, 2004, for Congressional Districts 7, 16, 18, 20, 29, 30 and 32, and by convention on March 20, 2004, for all other Congressional Districts. Convention nominees are noted with an asterisk.

ELECTION TYPE:

PRIMARY

RUNOFF

GENERAL

CANDIDATE NAME	PARTY	# OF VOTES	%	# OF VOTES	%	# OF VOTES	%
----------------	-------	------------	---	------------	---	------------	---

TEXAS (Continued)

March 9th

April 13th

November 2nd

DISTRICT 8

(I) Brady, Kevin	R	26,445	100.00%			179,599	68.91%
	Party Votes: R	26,445					
Wright, James "Jim"	D	32,535	100.00%			77,324	29.67%
	Party Votes: D	32,535					
Hansen, Paul	LBT	*				3,705	1.42%
	District Votes:	58,980				260,628	

DISTRICT 9

(I) Green, Al	D	18,034	66.47%			114,462	72.19%
Bell, Chris	D	8,492	31.30%				
Spencer, Beverly A.	D	607	2.24%				
	Party Votes: D	27,133					
Molina, Arlette	R	4,836	81.03%			42,132	26.57%
Hassan, A.R.	R	1,132	18.97%				
	Party Votes: R	5,968					
Bourland, Stacey Lynn	LBT	*				1,972	1.24%
	District Votes:	33,101				158,566	

DISTRICT 10

McCaul, Michael T.	R	7,953	23.91%	15,084	63.15%	182,113	78.62%
Streusand, Ben	R	9,364	28.15%	8,803	36.85%		
Devine, John	R	7,096	21.34%				
Phillips, Dave	R	4,460	13.41%				
Doggett Taylor, Teresa	R	1,494	4.49%				
Elliott, Pat	R	1,245	3.74%				
Kelley, John	R	952	2.86%				
Tashenberg, Brad	R	695	2.09%				
	Party Votes: R	33,259		23,887			
Fritsche, Robert	LBT	*				35,569	15.36%
Sadun, Lorenzo Adlai	W					13,961	6.03%
	District Votes:	33,259		23,887		231,643	

DISTRICT 11

Conaway, Mike	R	38,792	74.53%			177,291	76.76%
Lester, Bill	R	13,255	25.47%				
	Party Votes: R	52,047					
Raasch, Wayne	D	13,948	100.00%			50,339	21.79%
	Party Votes: D	13,948					
Blunt, Jeffrey	LBT	*				3,347	1.45%
	District Votes:	65,995				230,977	

DISTRICT 12

(I) Granger, Kay	R	17,964	100.00%			173,222	72.32%
	Party Votes: R	17,964					
Alvarado, Felix	D	10,452	100.00%			66,316	27.68%
	Party Votes: D	10,452					
	District Votes:	28,416				239,538	

DISTRICT 13

(I) Thornberry, Mac	R	40,801	100.00%			189,448	92.31%
	Party Votes: R	40,801					
Smith, M.J. (Smitty)	LBT	*				15,793	7.69%
	District Votes:	40,801				205,241	

ELECTION TYPE:

PRIMARY

RUNOFF

GENERAL

CANDIDATE NAME	PARTY	# OF VOTES	%	# OF VOTES	%	# OF VOTES	%
----------------	-------	------------	---	------------	---	------------	---

TEXAS (Continued)

March 9th

April 13th

November 2nd

DISTRICT 14

(I) Paul, Ron	R	21,095	100.00%			173,668	100.00%
	Party Votes: R	21,095					
	District Votes:	21,095				173,668	

DISTRICT 15

(I) Hinojosa, Rubén	D	44,427	100.00%			96,089	57.76%
	Party Votes: D	44,427					
Thramm, Michael D.	R	3,398	37.15%	2,830	60.82%	67,917	40.83%
Hamilton, Alexander	R	3,795	41.49%	1,823	39.18%		
Haring, Paul B.	R	1,954	21.36%				
	Party Votes: R	9,147		4,653			
Cady, William R.	LBT	*				2,352	1.41%
	District Votes:	53,574		4,653		166,358	

DISTRICT 16

(I) Reyes, Silvestre	D	27,469	100.00%			108,577	67.53%
	Party Votes: D	27,469					
Brigham, David	R	4,127	53.23%			49,972	31.08%
Ortiz, Bobby	R	3,626	46.77%				
	Party Votes: R	7,753					
Clardy, Brad	LBT	*				2,224	1.38%
	District Votes:	35,222				160,773	

DISTRICT 17

(I) Edwards, Chet	D	17,754	100.00%			125,309	51.20%
	Party Votes: D	17,754					
Wohlgemuth, Arlene	R	15,627	41.26%	16,694	54.90%	116,049	47.42%
Snyder, Dot	R	11,568	30.54%	13,713	45.10%		
McIntyre, Dave	R	10,681	28.20%				
	Party Votes: R	37,876		30,407			
Garland, Clyde L.	LBT	*				3,390	1.39%
	District Votes:	55,630		30,407		244,748	

DISTRICT 18

(I) Lee, Sheila Jackson	D	19,565	100.00%			136,018	88.91%
	Party Votes: D	19,565					
Bazán, Tom	I					9,787	6.40%
Sullivan, Brent	LBT	*				7,183	4.70%
	District Votes:	19,565				152,988	

DISTRICT 19

(I) Neugebauer, Randy	R	24,712	100.00%			136,459	58.44%
	Party Votes: R	24,712					
(I) Stenholm, Charles W.	D	16,576	100.00%			93,531	40.05%
	Party Votes: D	16,576					
Peterson, Richard	LBT	*				3,524	1.51%
	District Votes:	41,288				233,514	

DISTRICT 20

(I) Gonzalez, Charles A.	D	16,804	100.00%			112,480	65.47%
	Party Votes: D	16,804					
Scott, Roger	R	4,832	100.00%			54,976	32.00%
	Party Votes: R	4,832					
Bouley, Jessie	LBT	*				2,377	1.38%
Idrogo, Michael	I					1,971	1.15%
	District Votes:	21,636				171,804	

ELECTION TYPE: **PRIMARY** **RUNOFF** **GENERAL**

CANDIDATE NAME	PARTY	# OF VOTES	%	# OF VOTES	%	# OF VOTES	%
----------------	-------	------------	---	------------	---	------------	---

TEXAS (Continued)

March 9th

April 13th

November 2nd

DISTRICT 27

(I) Ortiz, Solomon P.	D	44,849	100.00%			112,081	63.13%
	Party Votes: D	44,849					
Vaden, William (Willie)	R	5,582	69.92%			61,955	34.90%
Caquias, Jesus A.	R	2,401	30.08%				
	Party Votes: R	7,983					
Claytor, Christopher J.	LBT	*				3,500	1.97%
	District Votes:	52,832				177,536	

DISTRICT 28

(I) Cuellar, Henry	D	24,651	50.21%			106,323	59.01%
Rodriguez, Ciro D.	D	24,448	49.79%				
	Party Votes: D	49,099					
Hopson, James (Jim) F.	R	4,856	49.08%	1,886	64.37%	69,538	38.60%
Canseco, Francisco "Quico"	R	2,115	21.38%	1,044	35.63%		
Bellamy, Chris	R	1,478	14.94%				
Perales, Gabriel (Gabe), Jr.	R	1,445	14.60%				
	Party Votes: R	9,894		2,930			
Ashby, Ken	LBT	*				4,305	2.39%
	District Votes:	58,993		2,930		180,166	

DISTRICT 29

(I) Green, Gene	D	9,337	100.00%			78,256	94.14%
	Party Votes: D	9,337					
Messina, Clifford L.	LBT	*				4,868	5.86%
	District Votes:	9,337				83,124	

DISTRICT 30

(I) Johnson, Eddie Bernice	D	25,719	100.00%			144,513	93.03%
	Party Votes: D	25,719					
Davis, John	LBT	*				10,821	6.97%
	District Votes:	25,719				155,334	

DISTRICT 31

(I) Carter, John R.	R	25,293	69.53%			160,247	64.77%
Riddle, Wes	R	8,215	22.58%				
Armburst, Dirk	R	2,868	7.88%				
	Party Votes: R	36,376					
Porter, Jon	D	14,909	100.00%			80,292	32.45%
	Party Votes: D	14,909					
Adams, Celeste	LBT	*				6,888	2.78%
	District Votes:	51,285				247,427	

DISTRICT 32

(I) Sessions, Pete	R	11,819	100.00%			109,859	54.32%
	Party Votes: R	11,819					
(I) Frost, Martin	D	9,943	100.00%			89,030	44.02%
	Party Votes: D	9,943					
Needleman, Michael David	LBT	*				3,347	1.65%
	District Votes:	21,762				202,236	
	Total State Votes:	1,294,794		91,336		6,958,603	

**UNITED STATES DISTRICT COURT
FOR THE DISTRICT OF COLUMBIA**

HOLMES, <i>et al.</i> ,)	
)	
)	
Plaintiffs,)	
)	Civ. No. 14-1243 (RMC)
v.)	
)	
FEDERAL ELECTION COMMISSION,)	
)	
Defendant.)	

DECLARATION OF EILEEN J. LEAMON

EXHIBIT 2

2003 STATE BALLOT LIST: HAWAII 2ND CONGRESSIONAL DISTRICT
SPECIAL GENERAL ELECTION: 1/4/03
OFFICIAL RESULTS
(Distributed 7/23/03)

FEC ID#	D	CANDIDATE NAME	PARTY	RESULTS	CANDIDATE ADDRESS
H2HI02169	02	Paul Britos	D	13	
H2HI02128	02	Ed Case	D	33,002	
H2HI02177	02	Brian G. Cole	D	69	
H6HI02160	02	Charles Collins	D	10	
H2HI02185	02	Mike Gagne	D	35	
H2HI02110	02	Colleen Hanabusa	D	6,046	
H3HI02035	02	Herbert L. Jensen	D	6	
H2HI02193	02	Kekoa D. Kaapu	D	68	
H0HI01058	02	Matt Matsunaga	D	23,050	
H2HI02144	02	Art P. Reyes	D	15	
H3HI02043	02	Pat Rocco	D	19	
H2HI02094	02	Steve Tataii	D	9	
H2HI02342	02	Whitney T. Anderson	R	201	
H2HI02243	02	John (Mahina) Carroll	R	521	
H2HI02268	02	Doug Fairhurst	R	38	
H3HI02050	02	Frank F. Fasi	R	483	
H2HI02276	02	Carolyn Martinez Golojuch	R	29	
H2HI02284	02	Richard H. Haake	R	212	
H3HI02068	02	Chris Halford	R	728	
H2HI02292	02	Kimo Kaloi	R	642	
H2HI02490	02	Barbara C. Marumoto	R	4,497	
H2HI02102	02	Bob McDermott	R	4,298	
H3HI02076	02	Richard (Rich) Payne	R	25	
H3HI02019	02	Jim Rath	R	414	
H0HI01090	02	Mike Rethman	R	8	
H3HI02084	02	John L. Sabey	R	20	
H3HI02092	02	Nelson J. Secretario	R	208	
H2HI02342	02	Clarence H. Weatherwax	R	25	
H2HI02359	02	G. (Iimz) Goodwin	GRN	27	
H8HI02042	02	Nick Nikhilananda	GRN	75	
H3HI02100	02	Jeff Mallan	LBT	58	
H3HI02118	02	Kabba Anand	N	24	

2003 STATE BALLOT LIST: HAWAII 2ND CONGRESSIONAL DISTRICT
SPECIAL GENERAL ELECTION: 1/4/03
OFFICIAL RESULTS
 (Distributed 7/23/03)

FEC ID#	D	CANDIDATE NAME	PARTY	RESULTS	CANDIDATE ADDRESS
H2HI02375	02	Alan R. Gano	N	3	
H3HI02027	02	S. J. Harlan	N	11	
H3HI02126	02	Moana Keaulana-Dyball	N	91	
H2HI02425	02	Sophie Mataafa	N	52	
H2HI02441	02	Mark McNett	N	449	
H2HI02458	02	John (Jack) Randall	N	9	
H3HI02134	02	Bartle Lee Rowland	N	3	
H2HI02466	02	Bill Russell	N	18	
H3HI02142	02	Steve Sparks	N	17	
H3HI02159	02	Marshall Turner	N	8	
H3HI02167	02	Dan Vierra	N	22	
H3HI02175	02	Solomon Wong	N	16	

PARTY KEY	
D	= DEMOCRATIC
R	= REPUBLICAN
GRN	= GREEN
LBT	= LIBERTARIAN
N	= NONPARTISAN

2003 STATE BALLOT LIST: TEXAS 19TH CONGRESSIONAL DISTRICT
SPECIAL GENERAL ELECTION: 5/3/03
OFFICIAL RESULTS
 (Distributed 5/16/03)

FEC ID#	D	CANDIDATE NAME	PARTY	RESULTS	CANDIDATE ADDRESS
H4TX19151	19	Kaye Gaddy	D	1,396	
H4TX19219	19	Jerri Simmons-Asmussen	D	898	
H4TX19227	19	Richard Bartlett	R	1,046	
H4TX19243	19	John D. Bell	R	1,883	
H4TX19201	19	Jamie Berryhill	R	1,907	
H4TX19128	19	William M. (Bill) Christian	R	1,029	
H4TX19136	19	Mike Conaway	R	12,270	
<i>RUNOFF ELECTION ON JUNE 3RD</i>					
H4TX19110	19	Carl H. Isett	R	11,015	
H4TX19169	19	David R. Langston	R	8,053	
H4TX19185	19	Donald May	R	629	
H2TX19056	19	Randy Neugebauer	R	13,091	
<i>RUNOFF ELECTION ON JUNE 3RD</i>					
H2TX19056	19	Vickie Sutton	R	1,987	
H4TX19193	19	Stace Williams	R	2,609	
H4TX19268	19	Thomas Fournoy	CON	93	
H4TX19250	19	Julia Penelope	GRN	223	
H4TX19235	19	Richard "Chip" Peterson	LBT	159	
H2TX19015	19	E. L. "Ed" Hicks	I	81	

PARTY KEY	
D	= DEMOCRATIC
R	= REPUBLICAN
CON	= CONSTITUTION
GRN	= GREEN
LBT	= LIBERTARIAN
I	= INDEPENDENT

2003 STATE BALLOT LIST: TEXAS 19TH CONGRESSIONAL DISTRICT
SPECIAL RUNOFF ELECTION: 6/3/03
OFFICIAL RESULTS
(Distributed 7/23/03)

FEC ID#	D	CANDIDATE NAME	PARTY	RESULTS	CANDIDATE ADDRESS
H4TX19136	19	Mike Conaway	R	27,959	
H2TX19056	19	Randy Neugebauer	R	28,546	

PARTY KEY
R = REPUBLICAN

2004 STATE BALLOT LIST: KENTUCKY 6TH CONGRESSIONAL DISTRICT

SPECIAL GENERAL ELECTION: 2/17/04

OFFICIAL RESULTS

(Distributed 3/23/04)

STATE	FEC ID#	D	(I) CANDIDATE NAME	PARTY	RESULTS	CANDIDATE ADDRESS
KY	H4KY06072	06	Chandler, A. B. "Ben," III	D	84,168	
KY	H4KY06064	06	Kerr, Alice Forgy	R	65,474	
KY	H4KY06080	06	Gailey, Mark	LBT	2,952	

2004 STATE BALLOT LIST: SOUTH DAKOTA AT-LARGE CONGRESSIONAL DISTRICT

SPECIAL GENERAL ELECTION: 6/1/04

OFFICIAL RESULTS

(Distributed 6/16/04)

STATE	FEC ID#	D	(I)	CANDIDATE NAME	PARTY	RESULTS	CANDIDATE ADDRESS
SD	H2SD00092	00		Herseth, Stephanie	D	132,420	
SD	H2SD01025	00		Diedrich, Larry	R	129,415	

2004 STATE BALLOT LIST: NORTH CAROLINA 1ST CONGRESSIONAL DISTRICT

SPECIAL GENERAL ELECTION: 7/20/04

OFFICIAL RESULTS

(Distributed 8/19/04)

STATE	FEC ID#	D	(I)	CANDIDATE NAME	PARTY	RESULTS	CANDIDATE ADDRESS
NC	H4NC01046	01		Butterfield, G. K.	D	48,567	
NC	H2NC01172	01		Dority, Greg	R	18,491	
NC	H4NC01079	01		Eisenmenger, Thomas I.	LBT	1,201	

2005 STATE BALLOT LIST: CALIFORNIA 5TH CONGRESSIONAL DISTRICT**SPECIAL GENERAL ELECTION: 3/8/05****OFFICIAL RESULTS**

(Distributed 4/5/05)

STATE	FEC ID#	D	(I)	CANDIDATE NAME	PARTY	RESULTS	CANDIDATE ADDRESS
CA	H6CA05195	05		Matsui, Doris	DEM	56,175	
CA	H6CA05211	05		Padilla, Julie	DEM	7,158	
CA	H6CA05252	05		Pineda, Charles "Carlos," Jr.	DEM	659	
CA	H6CA05237	05		Chernay, Serge A.	REP	3,742	
CA	H6CA05187	05		Flynn, John Thomas	REP	6,559	
CA	H6CA05260	05		O'Brien, Michael	REP	2,591	
CA	H6CA05245	05		Singh, Shane	REP	1,753	
CA	H6CA05278	05		Stevens, Bruce Robert	REP	1,124	
CA	H4CA05232	05		Driscoll, Pat	GRE	976	
CA	H6CA05286	05		Morgan, Gale	LIB	451	
CA	H4CA05240	05		Reiger, John C.	PAF	286	
CA	H6CA05294	05		Padilla, Leonard	IND	916	
CA	H6CA05203	05		Shapiro, Lara	W(DEM)	6	

PARTY KEY

DEM = Democratic

REP = Republican

GRE = Green

LIB = Libertarian

PAF = Peace and Freedom

IND = Independent

W(DEM) = Write-In (Democratic)

2005 STATE BALLOT LIST: OHIO 2ND CONGRESSIONAL DISTRICT

SPECIAL PRIMARY ELECTION: 6/14/05

OFFICIAL RESULTS

(Distributed 9/8/05)

STATE	FEC ID#	D	(I) CANDIDATE NAME	PARTY	RESULTS	CANDIDATE ADDRESS
OH	H6OH02094	02	Hackett, Paul	DEM	7,935	
OH	H6OH02144	02	Parker, James John	DEM	663	
OH	H8OH02041	02	Sanders, Charles W.	DEM	1,215	
OH	H6OH02110	02	Sinnard, Jeff	DEM	268	
OH	H6OH02151	02	Wulsin, Victoria Wells	DEM	3,800	
OH	H6OH02227	02	Katz, Arthur Stanley	W(DEM)	12	
OH	H6OH02169	02	Austin, Steve	REP	217	
OH	H6OH02128	02	Bemmes, Tom	REP	687	
OH	H6OH02102	02	Brinkman, Tom, Jr.	REP	9,320	
OH	H6OH02078	02	DeWine, Pat	REP	5,467	
OH	H6OH02177	02	Fossett, Peter A.	REP	1,029	
OH	H6OH02136	02	McEwen, Bob	REP	11,663	
OH	H6OH02185	02	Minamyer, Eric	REP	2,113	
OH	H6OH02193	02	Mink, Douglas E.	REP	90	
OH	H6OH02201	02	Morgan, Jeff	REP	403	
OH	H6OH02086	02	Schmidt, Jean	REP	14,331	
OH	H6OH02219	02	Smith, David R.	REP	362	

PARTY KEY

DEM = Democratic

REP = Republican

W(DEM) = Write-In (Democratic)

2005 STATE BALLOT LIST: OHIO 2ND CONGRESSIONAL DISTRICT
SPECIAL GENERAL ELECTION: 8/2/05
OFFICIAL RESULTS
(Distributed 9/8/05)

STATE	FEC ID#	D	(I)	CANDIDATE NAME	PARTY	RESULTS	CANDIDATE ADDRESS
OH	H6OH02094	02		Hackett, Paul	DEM	55,886	
OH	H6OH02086	02		Schmidt, Jean	REP	59,671	
OH	H2OH02077	02		Condit, James J., Jr.	W	15	
OH	H6OH02235	02		Constable, James E., Jr.	W	4	

PARTY KEY

DEM = Democratic
REP = Republican
W = Write-In

2005 STATE BALLOT LIST: CALIFORNIA 48TH CONGRESSIONAL DISTRICT

SPECIAL GENERAL ELECTION: 10/4/05

OFFICIAL RESULTS

(Distributed 10/11/05)

STATE	FEC ID#	D	(I) CANDIDATE NAME	PARTY	RESULTS	CANDIDATE ADDRESS
CA	H6CA48104	48	Foster, Bea	DEM	2,944	
CA	H0CA47034	48	Graham, John	DEM	3,667	
CA	H6CA48146	48	Pallow, Tom	DEM	307	
CA	H6CA48070	48	Young, Steve	DEM	7,941	
RUNOFF ELECTION ON DECEMBER 6TH						
CA	H6CA48054	48	Brewer, Marilyn C.	REP	15,595	
CA	H6CA48039	48	Campbell, John	REP	41,420	
RUNOFF ELECTION ON DECEMBER 6TH						
CA	H6CA48153	48	Crouch, David R.	REP	523	
CA	H6CA48161	48	Kelly, John	REP	1,070	
CA	H6CA48179	48	MacCabe, Scott	REP	397	
CA	H6CA48096	48	Maily, Guy E.	REP	153	
CA	H6CA48187	48	Morris, Marsha A.	REP	351	
CA	H6CA48195	48	Sanders, Marshall Samuel	REP	110	
CA	H6CA48203	48	Suppe, Edward A.	REP	101	
CA	H0CA48065	48	Udall, Don	REP	1,417	
CA		48	Blake, Steven Wesley	W(REP)	2	
CA		48	Holt, Delecia	W(REP)	11	
CA	H6CA48088	48	Gilchrist, Jim	AIP	13,423	
RUNOFF ELECTION ON DECEMBER 6TH						
CA	H6CA48211	48	Tiritilli, Béa	GRE	790	
RUNOFF ELECTION ON DECEMBER 6TH						
CA	H4CA48026	48	Cohen, Bruce	LIB	731	
RUNOFF ELECTION ON DECEMBER 6TH						

PARTY KEY

DEM = Democratic

REP = Republican

AIP = American Independent

GRE = Green

LIB = Libertarian

W(REP)= Write-In (Republican)

2005 STATE BALLOT LIST: CALIFORNIA 48TH CONGRESSIONAL DISTRICT

SPECIAL RUNOFF ELECTION: 12/6/05

OFFICIAL RESULTS

(Distributed 1/13/06)

STATE	FEC ID#	D	(I)	CANDIDATE NAME	PARTY	RESULTS	CANDIDATE ADDRESS
CA	H6CA48070	48		Young, Steve	DEM	28,853	
CA	H6CA48039	48		Campbell, John	REP	46,184	
CA	H6CA48088	48		Gilchrist, Jim	AIP	26,507	
CA	H6CA48211	48		Tiritilli, Béa	GRE	1,430	
CA	H4CA48026	48		Cohen, Bruce	LIB	974	

PARTY KEY

DEM = Democratic

REP = Republican

AIP = American Independent

GRE = Green

LIB = Libertarian

2006 STATE BALLOT LIST: CALIFORNIA 50TH CONGRESSIONAL DISTRICT

SPECIAL GENERAL ELECTION: 4/11/06

OFFICIAL RESULTS

(Distributed 4/25/06)

STATE	FEC ID#	D	(I)	CANDIDATE NAME	PARTY	RESULTS	CANDIDATE ADDRESS
CA	H4CA50055	50		Busby, Francine	DEM	60,010	
							RUNOFF ELECTION ON JUNE 6TH
CA	H6CA50175	50		Young, Chris	DEM	1,808	
CA	H4CA49032	50		Bilbray, Brian P.	REP	20,952	
							RUNOFF ELECTION ON JUNE 6TH
CA	H6CA50217	50		Boyer, Bill	REP	204	
CA	H6CA50100	50		Earnest, Richard	REP	2,957	
CA	H6CA50183	50		Gale, Milton	REP	58	
CA	H6CA50159	50		Hauf, Bill	REP	2,207	
CA	H6CA48229	50		Holt, Delecia	REP	261	
CA	H6CA50076	50		Kaloogian, Howard	REP	10,207	
CA	H0CA48032	50		Morrow, Bill	REP	7,369	
CA	H6CA50142	50		Newsome, Jeff	REP	574	
CA	H6CA50191	50		Orren, Scott	REP	345	
CA	H6CA50209	50		Ramirez, Victor E.	REP	912	
CA	H6CA50167	50		Roach, Eric	REP	19,891	
CA	H6CA50134	50		Turner, Scott	REP	2,041	
CA	H6CA50084	50		Uke, Alan	REP	5,477	
CA	H6CA50233	50		King, Paul	LIB	819	
							RUNOFF ELECTION ON JUNE 6TH
CA	H6CA50225	50		Griffith, William	IND	1,111	
							RUNOFF ELECTION ON JUNE 6TH

PARTY KEY

DEM = Democratic

REP = Republican

LIB = Libertarian

IND = Independent

2006 STATE BALLOT LIST: CALIFORNIA 50TH CONGRESSIONAL DISTRICT

SPECIAL RUNOFF ELECTION: 6/6/06

OFFICIAL RESULTS

(Distributed 8/25/06)

STATE	FEC ID#	D	(I)	CANDIDATE NAME	PARTY	RESULTS	CANDIDATE ADDRESS
CA	H4CA50055	50		Busby, Francine	DEM	71,146	
CA	H4CA49032	50		Bilbray, Brian P.	REP	78,341	
CA	H6CA50233	50		King, Paul	LIB	2,519	
CA	H6CA50225	50		Griffith, William	IND	6,027	

PARTY KEY

DEM = Democratic

REP = Republican

LIB = Libertarian

IND = Independent

2006 STATE BALLOT LIST: NEW JERSEY 13TH CONGRESSIONAL DISTRICT

SPECIAL PRIMARY ELECTION: 6/6/06

OFFICIAL RESULTS

(Distributed 8/25/06)

STATE	FEC ID#	D	(I)	CANDIDATE NAME	PARTY	RESULTS	CANDIDATE ADDRESS
NJ	H2NJ13117	13		Geron, James	DEM	2,647	
NJ	H6NJ13191	13		Sires, Albio	DEM	24,216	

PARTY KEY

DEM = Democratic

2006 STATE BALLOT LIST: NEW JERSEY 13TH CONGRESSIONAL DISTRICT
SPECIAL GENERAL ELECTION: 11/7/06
OFFICIAL RESULTS
(Distributed 1/22/07)

STATE	FEC ID#	D	(I)	CANDIDATE NAME	PARTY	RESULTS	CANDIDATE ADDRESS
NJ	H6NJ13191	13		Sires, Albio	DEM	75,403	
NJ	H6NJ13134	13		Hester, Dick	PLC	2,592	

PARTY KEY

DEM = Democratic

PLC = Pro Life Conservative

2006 STATE BALLOT LIST: OHIO 3RD CONGRESSIONAL DISTRICT

SPECIAL PRIMARY ELECTION: 9/15/06

OFFICIAL RESULTS

(Distributed 1/22/07)

STATE	FEC ID#	D	(I)	CANDIDATE NAME	PARTY	RESULTS	CANDIDATE ADDRESS
OH	H6OH03167	03		Chapman, Roosevelt	DEM	Withdrew	
OH	H6OH03159	03		Chema, Richard	DEM	5,946	
OH	H4OH03055	03		Mitakides, Jane	DEM	Withdrew	
OH	H8OH02041	03		Sanders, Charles W.	DEM	2,224	

PARTY KEY

DEM = Democratic

2006 STATE BALLOT LIST: OHIO 18TH CONGRESSIONAL DISTRICT

SPECIAL PRIMARY ELECTION: 9/14/06

OFFICIAL RESULTS

(Distributed 1/22/07)

STATE	FEC ID#	D	(I)	CANDIDATE NAME	PARTY	RESULTS	CANDIDATE ADDRESS
OH	H6OH18173	18		Applegate, Ralph A.	REP	781	
OH	H6OH18199	18		Bennett, John R.	REP	Withdrew	
OH	H6OH18207	18		Feikert, Ray L.	REP	1,148	
OH	H6OH18215	18		Firman, Jerry	REP	500	
OH	H6OH18181	18		Harris, James Brodbelt	REP	2,113	
OH	H6OH18223	18		Homrighausen, Richard P.	REP	Withdrew	
OH	H6OH18231	18		Padgett, Joy	REP	9,523	

PARTY KEY

REP = Republican

2006 STATE BALLOT LIST: TEXAS 22ND CONGRESSIONAL DISTRICT
SPECIAL GENERAL ELECTION: 11/7/06
OFFICIAL RESULTS
 (Distributed 1/22/07)

STATE	FEC ID#	D	(I)	CANDIDATE NAME	PARTY	RESULTS	CANDIDATE ADDRESS
TX	H6TX22184	22		Gibbs, Shelley Sekula	REP	76,924	
TX	H4TX22049	22		Richardson, Don	REP	7,405	
TX	H6TX22143	22		Stockman, Steve	REP	13,600	
TX	H6TX22218	22		Tran, Giannibicego Hoa	REP	2,568	
TX	H6TX22168	22		Smither, M. Bob	LIB	23,425	

PARTY KEY

REP = Republican
 LIB = Libertarian

2006 STATE BALLOT LIST: TEXAS
SPECIAL GENERAL ELECTION: 11/7/06
OFFICIAL RESULTS
(Distributed 1/22/07)

STATE	FEC ID#	D	(I)	CANDIDATE NAME	PARTY	RESULTS	CANDIDATE ADDRESS
TX	H6TX15055	15	(I)	Hinojosa, Rubén	DEM	43,236	
TX	H4TX15076	15		Haring, Paul B.	REP	16,601	
TX	H6TX15113	15		Zamora, Eddie	REP	10,150	
TX	H2TX21052	21		Courage, John	DEM	49,957	
TX	H6TX21186	21		Kelly, Gene	DEM	18,355	
TX	H6TX21012	21	(I)	Smith, Lamar	REP	122,486	
TX	H6TX21178	21		Stroh, James Arthur	LIB	4,076	
TX	H6TX21194	21		Calvert, Tommy	IND	5,280	
TX	H6TX21202	21		Peterson, James Lyle	IND	2,189	
TX	H6TX21160	21		Rossano, Mark J.	IND	1,439	
TX	H6TX23158	23		Beltran, August G. "Augie"	DEM	2,647	
TX	H6TX23109	23		Bolanos, Rick	DEM	2,564	
TX	H6TX23166	23		DeLeon, Adrian	DEM	2,198	
TX	H6TX23141	23		Gilliland, Lukin	DEM	13,728	
TX	H8TX28013	23		Rodriguez, Ciro D.	DEM	24,594	
SPECIAL RUNOFF ELECTION ON DECEMBER 12TH							
TX	H6TX23125	23		Uresti, Albert	DEM	14,552	
TX	H2TX23058	23	(I)	Bonilla, Henry	REP	60,175	
SPECIAL RUNOFF ELECTION ON DECEMBER 12TH							
TX	H6TX23174	23		Stephens, Craig T.	IND	3,341	
TX	H4TX10028	25	(I)	Doggett, Lloyd	DEM	109,911	
TX	H6TX25153	25		Cunningham, Barbara	LIB	6,942	
TX	H6TX25146	25		Rostig, Grant	LIB	42,975	
TX	H6TX25161	25		Parrett, Brian	IND	3,596	
TX	H2TX23082	28	(I)	Cuellar, Henry	DEM	52,574	
TX	H6TX28058	28		Enriquez, Frank	DEM	15,798	
TX	H6TX28066	28		Avery, Ron	CON	9,383	

PARTY KEY

DEM = Democratic
REP = Republican

2006 STATE BALLOT LIST: TEXAS
SPECIAL GENERAL ELECTION: 11/7/06
OFFICIAL RESULTS
(Distributed 1/22/07)

STATE	FEC ID#	D	(I)	CANDIDATE NAME	PARTY	RESULTS	CANDIDATE ADDRESS
-------	---------	---	-----	----------------	-------	---------	-------------------

CON = Constitution
LIB = Libertarian
IND = Independent

2006 STATE BALLOT LIST: TEXAS
SPECIAL RUNOFF ELECTION: 12/12/06
OFFICIAL RESULTS
(Distributed 1/22/07)

STATE	FEC ID#	D	(I)	CANDIDATE NAME	PARTY	RESULTS	CANDIDATE ADDRESS
TX	H8TX28013	23		Rodriguez, Ciro D.	DEM	38,256	
TX	H2TX23058	23	(I)	Bonilla, Henry	REP	32,217	

PARTY KEY

DEM = Democratic
REP = Republican

2007 STATE BALLOT LIST: GEORGIA 10TH CONGRESSIONAL DISTRICT

SPECIAL GENERAL ELECTION: 6/19/07

OFFICIAL RESULTS

(Distributed 6/25/07)

STATE	FEC ID#	D	(I) CANDIDATE NAME	PARTY	RESULTS	CANDIDATE ADDRESS
GA	H8GA10023	10	Freeman, Denise	DEM	2,574	
GA	H8GA07128	10	Marlow, James	DEM	11,010	
GA	H8GA10098	10	Paschall, Evita	DEM	1,778	
GA	H8GA10049	10	Broun, Paul	REP	11,208	
<i>RUNOFF ELECTION ON JULY 17TH</i>						
GA	H8GA10056	10	Greene, Bill	REP	1,635	
GA	H8GA10015	10	Myers, Mark	REP	378	
GA	H8GA10064	10	Pulliam, Nate	REP	913	
GA	H8GA10072	10	Underwood, Erik M.	REP	376	
GA	H8GA10031	10	Whitehead, Jim	REP	23,555	
<i>RUNOFF ELECTION ON JULY 17TH</i>						
GA	H8GA10106	10	Sendelbach, Jim	LIB	710	

PARTY KEY

DEM = Democratic
 REP = Republican
 LIB = Libertarian

2007 STATE BALLOT LIST: GEORGIA 10TH CONGRESSIONAL DISTRICT

SPECIAL RUNOFF ELECTION: 7/17/07

OFFICIAL RESULTS

(Distributed 7/25/07)

STATE	FEC ID#	D	(I)	CANDIDATE NAME	PARTY	RESULTS	CANDIDATE ADDRESS
GA	H8GA10049	10		Broun, Paul	REP	23,529	
GA	H8GA10031	10		Whitehead, Jim	REP	23,135	

PARTY KEY

REP = Republican

2007 STATE BALLOT LIST: CALIFORNIA 37TH CONGRESSIONAL DISTRICT

SPECIAL GENERAL ELECTION: 6/26/07

OFFICIAL RESULTS

(Distributed 7/27/07)

STATE	FEC ID#	D	(I) CANDIDATE NAME	PARTY	RESULTS	CANDIDATE ADDRESS
CA	H8CA37178	37	Davis, Lee	DEM	202	
CA	H0CA32085	37	Evans, Mervin	DEM	29	
CA	H8CA37186	37	Ford, Felicia	DEM	122	
CA	H8CA37160	37	Grisolia, Bill Francisco	DEM	141	
CA	H2CA38062	37	Mathews, Peter	DEM	1,125	
CA	H8CA37194	37	McDonald, Valeria	DEM	3,027	
CA	H8CA37145	37	Oropeza, Jenny	DEM	9,960	
CA	H8CA37152	37	Parmer, George A., Jr.	DEM	242	
CA	H8CA37202	37	Price, Jeffrey S.	DEM	142	
CA	H8CA37137	37	Richardson, Laura	DEM	11,956	
RUNOFF ELECTION ON AUGUST 21ST						
CA	H8CA37210	37	Wilson, Ed	DEM	362	
CA	H4CA37060	37	Robles, Albert	W(DEM)	363	
CA	H8CA37129	37	Guillory, Leroy Joseph "L.J."	REP	361	
CA	H8CA37228	37	Kanaley, John M.	REP	2,425	
RUNOFF ELECTION ON AUGUST 21ST						
CA	H8CA37236	37	Leavitt, Jeffrey "Lincoln"	REP	386	
CA	H8CA37244	37	Ramirez, Teri	REP	612	
CA	H8CA37251	37	Brezenoff, Daniel Abraham	GRE	391	
RUNOFF ELECTION ON AUGUST 21ST						
CA	H2CA37254	37	Peters, Herb	LIB	342	
RUNOFF ELECTION ON AUGUST 21ST						

PARTY KEY

DEM = Democratic

REP = Republican

GRE = Green

LIB = Libertarian

W = Write-In

2007 STATE BALLOT LIST: CALIFORNIA 37TH CONGRESSIONAL DISTRICT
SPECIAL RUNOFF ELECTION: 8/21/07
OFFICIAL RESULTS
 (Distributed 1/16/08)

STATE	FEC ID#	D	(I)	CANDIDATE NAME	PARTY	RESULTS	CANDIDATE ADDRESS
CA	H8CA37137	37		Richardson, Laura	DEM	15,559	
CA	H8CA37228	37		Kanaley, John M.	REP	5,837	
CA	H8CA37251	37		Brezenoff, Daniel Abraham	GRE	1,274	
CA	H2CA37254	37		Peters, Herb	LIB	538	
CA	H8CA37178	37		Davis, Lee	W	12	
CA	H8CA37269	37		Remple, Christopher	W	1	

PARTY KEY

DEM = Democratic
 REP = Republican
 GRE = Green
 LIB = Libertarian
 W = Write-In

2007 STATE BALLOT LIST: MASSACHUSETTS 5TH CONGRESSIONAL DISTRICT

SPECIAL PRIMARY ELECTION: 9/4/07

OFFICIAL RESULTS

(Distributed 10/18/07)

STATE	FEC ID#	D	(I)	CANDIDATE NAME	PARTY	RESULTS	CANDIDATE ADDRESS
MA	H8MA05168	05		Donoghue, Eileen M.	DEM	17,385	
MA	H8MA05150	05		Eldridge, James B.	DEM	8,042	
MA	H2MA05104	05		Finegold, Barry R.	DEM	6,999	
MA	H8MA05176	05		Miceli, James R.	DEM	3,297	
MA	H8MA05143	05		Tsongas, Nicola S.	DEM	19,821	
MA		05		Scattered	W(DEM)	99	
MA	H8MA05192	05		Ogonowski, Jim	REP	12,022	
MA	H4MA05043	05		Tierney, Thomas P.	REP	1,471	
MA		05		Scattered	W(REP)	96	
MA		05		Scattered	W(GR)	25	
MA		05		Scattered	W(WF)	13	

PARTY KEY

DEM = Democratic
 REP = Republican
 GR = Green-Rainbow
 WF = Working Families
 W = Write-In

2007 STATE BALLOT LIST: MASSACHUSETTS 5TH CONGRESSIONAL DISTRICT

SPECIAL GENERAL ELECTION: 10/16/07

OFFICIAL RESULTS

(Distributed 1/16/08)

STATE	FEC ID#	D	(I)	CANDIDATE NAME	PARTY	RESULTS	CANDIDATE ADDRESS
MA	H8MA05143	05		Tsongas, Nicola S.	DEM	54,359	
MA	H8MA05192	05		Ogonowski, Jim	REP	47,782	
MA	H8MA05218	05		Thompson, Kevin J.	CPM	391	
MA	H8MA05200	05		Hayes, Kurt	IND	1,126	
MA	H8MA05226	05		Murphy, Patrick O.	IND	2,175	
MA		05		Scattered	W	103	

PARTY KEY

DEM = Democratic

REP = Republican

CPM = Constitution Party of Massachusetts

IND = Independent

2007 STATE BALLOT LIST: OHIO 5TH CONGRESSIONAL DISTRICT

SPECIAL PRIMARY ELECTION: 11/6/07

OFFICIAL RESULTS

(Distributed 1/16/08)

STATE	FEC ID#	D	(I)	CANDIDATE NAME	PARTY	RESULTS	CANDIDATE ADDRESS
OH	H8OH05085	05		Campbell, Earl	DEM	Withdrew	
OH	H8OH05093	05		Mays, George F.	DEM	12,412	
OH	H4OH05035	05		Weirauch, Robin	DEM	32,124	
OH	H8OH05077	05		Buehrer, Steve	REP	29,850	
OH	H8OH05101	05		Hollenbaugh, Mark	REP	4,955	
OH	H8OH05036	05		Latta, Robert E.	REP	32,392	
OH	H8OH05119	05		Pieper, Fred	REP	4,252	
OH	H8OH05135	05		Smitley, Michael R.	REP	2,742	

PARTY KEY

DEM = Democratic

REP = Republican

2007 STATE BALLOT LIST: OHIO 5TH CONGRESSIONAL DISTRICT

SPECIAL GENERAL ELECTION: 12/11/07

OFFICIAL RESULTS

(Distributed 1/16/08)

STATE	FEC ID#	D	(I)	CANDIDATE NAME	PARTY	RESULTS	CANDIDATE ADDRESS
OH	H4OH05035	05		Weirauch, Robin	DEM	42,229	
OH	H8OH05036	05		Latta, Robert E.	REP	56,114	
OH	H0OH05033	05		Green, John F.	W	167	

PARTY KEY

DEM = Democratic

REP = Republican

W= Write-In

2007 STATE BALLOT LIST: VIRGINIA 1ST CONGRESSIONAL DISTRICT

SPECIAL GENERAL ELECTION: 12/11/07

OFFICIAL RESULTS

(Distributed 3/14/08)

STATE	FEC ID#	D	(I) CANDIDATE NAME	PARTY	RESULTS	CANDIDATE ADDRESS
VA	H8VA01139	01	Forgit, Philip R.	DEM	26,282	
VA	H8VA01147	01	Wittman, Robert J. "Rob"	REP	42,772	
VA	H8VA01188	01	Narain, Lucky R.	IND	1,253	
VA		01	Scattered	W	75	

PARTY KEY

DEM = Democratic
 REP = Republican
 IND = Independent
 W = Write-In

2008 STATE BALLOT LIST: ILLINOIS 14TH CONGRESSIONAL DISTRICT

SPECIAL PRIMARY ELECTION: 2/5/08

OFFICIAL RESULTS

(Distributed 4/4/08)

STATE	FEC ID#	D	(I)	CANDIDATE NAME	PARTY	RESULTS	CANDIDATE ADDRESS
IL	H8IL14067	14		Foster, Bill	DEM	32,982	
IL	H6IL14111	14		Laesch, John	DEM	28,433	
IL	H8IL14042	14		Stein, Jotham	DEM	5,082	
IL	H8IL14075	14		Lauzen, Chris	REP	32,955	
IL	H8IL14083	14		Oberweis, Jim	REP	41,980	

PARTY KEY

DEM = Democratic

REP = Republican

2008 STATE BALLOT LIST: ILLINOIS 14TH CONGRESSIONAL DISTRICT

SPECIAL GENERAL ELECTION: 3/8/08

OFFICIAL RESULTS

(Distributed 7/23/08)

STATE	FEC ID#	D	(I)	CANDIDATE NAME	PARTY	RESULTS	CANDIDATE ADDRESS
IL	H8IL14067	14		Foster, Bill	DEM	52,205	
IL	H8IL14083	14		Oberweis, Jim	REP	47,180	

PARTY KEY

DEM = Democratic

REP = Republican

2008 STATE BALLOT LIST: INDIANA 7TH CONGRESSIONAL DISTRICT

SPECIAL GENERAL ELECTION: 3/11/08

OFFICIAL RESULTS

(Distributed 4/4/08)

STATE	FEC ID#	D	(I)	CANDIDATE NAME	PARTY	RESULTS	CANDIDATE ADDRESS
IN	H8IN07184	07		Carson, André D.	DEM	45,668	
IN	H8IN07168	07		Elrod, Jon	REP	36,415	
IN	H8IN07218	07		Shepard, Sean	LIB	2,430	

PARTY KEY

DEM = Democratic

REP = Republican

LIB = Libertarian

2008 STATE BALLOT LIST: CALIFORNIA 12TH CONGRESSIONAL DISTRICT

SPECIAL GENERAL ELECTION: 4/8/08

OFFICIAL RESULTS

(Distributed 7/23/08)

STATE	FEC ID#	D	(I) CANDIDATE NAME	PARTY	RESULTS	CANDIDATE ADDRESS
CA	H8CA12189	12	McMurry, Michelle T.	DEM	4,546	
CA	H8CA12171	12	Speier, Jackie	DEM	66,279	
CA	H8CA12197	12	Conlon, Greg	REP	7,990	
CA	H8CA12148	12	Moloney, Mike	REP	4,517	
CA	H4CA12089	12	Hermanson, Barry	GRE	1,947	
CA	H8CA12213	12	Peterson, Kevin Dempsey	W (LIB)	2	

PARTY KEY

DEM = Democratic

REP = Republican

GRE = Green

W (LIB)= Write-In (Libertarian)

**2008 STATE BALLOT LIST: LOUISIANA 1ST CONGRESSIONAL DISTRICT
SPECIAL PRIMARY ELECTION: 3/8/08
OFFICIAL RESULTS
(Distributed 4/7/08)**

STATE	FEC ID#	D	(I)	CANDIDATE NAME	PARTY	RESULTS	CANDIDATE ADDRESS
LA	H4LA01113	01		Mendoza, M. V. "Vinny"	DEM	5,086	
LA	H8LA01049	01		Reed, Gilda	DEM	11,727	
LA	H8LA01056	01		Burns, "Tim"	REP	9,631	
<i>RUNOFF ELECTION ON APRIL 5TH</i>							
LA	H8LA01072	01		Morris, "Ben"	REP	7,388	
LA	H0LA01087	01		Scalise, "Steve"	REP	16,799	
<i>RUNOFF ELECTION ON APRIL 5TH</i>							
LA	H8LA01080	01		Simpson, David	REP	932	

PARTY KEY

DEM = Democratic
REP = Republican

2008 STATE BALLOT LIST: LOUISIANA 1ST CONGRESSIONAL DISTRICT

SPECIAL RUNOFF ELECTION: 4/5/08

OFFICIAL RESULTS

(Distributed 5/7/08)

STATE	FEC ID#	D	(I)	CANDIDATE NAME	PARTY	RESULTS	CANDIDATE ADDRESS
LA	H8LA01056	01		Burns, "Tim"	REP	13,958	
LA	H0LA01087	01		Scalise, "Steve"	REP	19,338	

PARTY KEY

DEM = Democratic

REP = Republican

2008 STATE BALLOT LIST: LOUISIANA 1ST CONGRESSIONAL DISTRICT
SPECIAL GENERAL ELECTION: 5/3/08
OFFICIAL RESULTS
(Distributed 7/23/08)

STATE	FEC ID#	D	(I)	CANDIDATE NAME	PARTY	RESULTS	CANDIDATE ADDRESS
LA	H8LA01049	01		Reed, Gilda	DEM	10,142	
LA	H0LA01087	01		Scalise, "Steve"	REP	33,867	
LA	H8LA01098	01		Galan, R. A. "Skip"	NPA	786	
LA	H8LA01106	01		Gentile, Anthony "Tony G"	OTH	280	

PARTY KEY

DEM = Democratic
REP = Republican
NPA = No Party Affiliation
OTH = Other

2008 STATE BALLOT LIST: LOUISIANA 6TH CONGRESSIONAL DISTRICT

SPECIAL PRIMARY ELECTION: 3/8/08

OFFICIAL RESULTS

(Distributed 4/7/08)

STATE	FEC ID#	D	(I)	CANDIDATE NAME	PARTY	RESULTS	CANDIDATE ADDRESS
LA	H8LA06022	06		Cazayoux, "Don"	DEM	16,636	
							<i>RUNOFF ELECTION ON APRIL 5TH</i>
LA	H8LA06063	06		DeCuir, Jason	DEM	8,824	
LA	H8LA06071	06		Delatte, Joe	DEM	1,020	
LA	H8LA06030	06		Jackson, Michael	DEM	12,941	
							<i>RUNOFF ELECTION ON APRIL 5TH</i>
LA	H8LA06089	06		Kopplin, "Andy"	DEM	8,211	
LA	H8LA06048	06		Calongne, Laurinda L.	REP	7,609	
							<i>RUNOFF ELECTION ON APRIL 5TH</i>
LA	H8LA06097	06		Cloonan, Michael	REP	427	
LA	H8LA06055	06		Jenkins, Louis "Woody"	REP	14,900	
							<i>RUNOFF ELECTION ON APRIL 5TH</i>
LA	H8LA06105	06		Sawyer, Paul	REP	6,939	

PARTY KEY

DEM = Democratic

REP = Republican

2008 STATE BALLOT LIST: LOUISIANA 6TH CONGRESSIONAL DISTRICT
SPECIAL RUNOFF ELECTION: 4/5/08
OFFICIAL RESULTS
(Distributed 5/7/08)

STATE	FEC ID#	D	(I)	CANDIDATE NAME	PARTY	RESULTS	CANDIDATE ADDRESS
LA	H8LA06022	06		Cazayoux, "Don"	DEM	19,806	
LA	H8LA06030	06		Jackson, Michael	DEM	15,068	
LA	H8LA06048	06		Calongne, Laurinda L.	REP	9,327	
LA	H8LA06055	06		Jenkins, Louis "Woody"	REP	15,179	

PARTY KEY

DEM = Democratic

REP = Republican

2008 STATE BALLOT LIST: LOUISIANA 6TH CONGRESSIONAL DISTRICT

SPECIAL GENERAL ELECTION: 5/3/08

OFFICIAL RESULTS

(Distributed 7/23/08)

STATE	FEC ID#	D	(I) CANDIDATE NAME	PARTY	RESULTS	CANDIDATE ADDRESS
LA	H8LA06022	06	Cazayoux, "Don"	DEM	49,703	
LA	H8LA06055	06	Jenkins, Louis "Woody"	REP	46,746	
LA	H8LA06121	06	Aranyosi, Peter J.	NPA	448	
LA	H8LA06113	06	Casey, Ashley	NPA	3,718	
LA	H8LA06139	06	Hayes, Randall T.	OTH	402	

PARTY KEY

DEM = Democratic
 REP = Republican
 NPA = No Party Affiliation
 OTH = Other

2008 STATE BALLOT LIST: MISSISSIPPI 1ST CONGRESSIONAL DISTRICT
SPECIAL GENERAL ELECTION: 4/22/08
OFFICIAL RESULTS
 (Distributed 5/14/08)

STATE	FEC ID#	D	(I)	CANDIDATE NAME	PARTY	RESULTS	CANDIDATE ADDRESS
MS	H8MS01061	01		Childers, Travis W.	N (DEM)	33,304	
							<i>RUNOFF ELECTION ON 5/13</i>
MS	H8MS01095	01		Holland, Steve	N (DEM)	789	
MS	H8MS01053	01		Davis, Greg	N (REP)	31,177	
							<i>RUNOFF ELECTION ON 5/13</i>
MS	H8MS01079	01		McCullough, Glenn L., Jr.	N (REP)	968	
MS	H8MS01129	01		Pang, Wally	N (REP)	725	
MS	H8MS01111	01		Russell, Randy	N (REP)	Withdrew	
MS	H8MS01137	01		Wages, John M., Jr.	N (GRE)	398	

PARTY KEY

N (DEM) = Nonpartisan (Democratic)
 N (REP) = Nonpartisan (Republican)
 N (GRE) = Nonpartisan (Green)

2008 STATE BALLOT LIST: MISSISSIPPI 1ST CONGRESSIONAL DISTRICT

SPECIAL RUNOFF ELECTION: 5/13/08

OFFICIAL RESULTS

(Distributed 7/23/08)

STATE	FEC ID#	D	(I)	CANDIDATE NAME	PARTY	RESULTS	CANDIDATE ADDRESS
MS	H8MS01061	01		Childers, Travis W.	N (DEM)	58,037	
MS	H8MS01053	01		Davis, Greg	N (REP)	49,877	

PARTY KEY

N (DEM) = Nonpartisan (Democratic)

N (REP) = Nonpartisan (Republican)

2008 STATE BALLOT LIST: MARYLAND 4TH CONGRESSIONAL DISTRICT

SPECIAL GENERAL ELECTION: 6/17/08

OFFICIAL RESULTS

(Distributed 2/12/09)

STATE	FEC ID#	D	(I) CANDIDATE NAME	PARTY	RESULTS	CANDIDATE ADDRESS
MD	H6MD04183	04	Edwards, Donna	DEM	16,481	
MD	H8MD04163	04	James, Peter	REP	3,638	
MD	H8MD04189	04	Lincecum, Thibeaux	LIB	216	
MD		04	Petrus, Adrian	W	1	
MD	H8MD04205	04	Schulin, Steve	W	15	
MD		04	Scattered	W	111	

PARTY KEY

DEM = Democratic

REP = Republican

LIB = Libertarian

W = Write-In

2008 STATE BALLOT LIST: MISSISSIPPI U.S. SENATE

SPECIAL GENERAL ELECTION: 11/4/08

OFFICIAL RESULTS

(Distributed 2/12/09)

STATE	FEC ID#	D	(I)	CANDIDATE NAME	PARTY	RESULTS	CANDIDATE ADDRESS
MS	S8MS00212	S		Musgrove, Ronnie	N	560,064	
MS	S8MS00196	S	(I)	Wicker, Roger	N	683,409	

PARTY KEY

N = Nonpartisan

2008 STATE BALLOT LIST: WYOMING

PRIMARY ELECTION: 8/19/08

OFFICIAL RESULTS

(Distributed 10/30/08)

STATE	FEC ID#	D	(I)	CANDIDATE NAME	PARTY	RESULTS	CANDIDATE ADDRESS
WY		S		FULL TERM			
WY	S4WY00030	S		Hamburg, Al	DEM	8,578	
WY	S8WY00163	S		Rothfuss, Chris	DEM	14,221	
WY		S		Scattered	W(DEM)	181	
WY	S6WY00126	S	(I)	Enzi, Mike	REP	69,195	
WY		S		Scattered	W(REP)	463	
WY		S		Scattered	W(LIB)	46	
WY		S		UNEXPIRED TERM (4 YEARS)			
WY	S8WY00155	S		Carter, Nick	DEM	12,316	
WY	S8WY00171	S		Goodenough, Keith B.	DEM	11,984	
WY		S		Scattered	W(DEM)	86	
WY	S6WY00068	S	(I)	Barrasso, John	REP	68,194	
WY		S		Scattered	W(REP)	566	
WY		S		Scattered	W(LIB)	34	
WY	H6WY01025	00		Trauner, Gary	DEM	24,741	
WY		00		Scattered	W(DEM)	147	
WY	H8WY00155	00		Gordon, Mark	REP	26,827	
WY	H8WY00163	00		Holland, Michael S.	REP	3,171	
WY	H8WY00148	00		Lummis, Cynthia M.	REP	33,149	
WY	H6WY00118	00		Winney, Bill	REP	8,537	
WY		00		Scattered	W(REP)	139	
WY	H6WY00100	00		Herbert, W. David	LIB	187	
WY		00		Scattered	W(LIB)	17	

PARTY KEY

DEM = Democratic

REP = Republican

LIB = Libertarian

2008 STATE BALLOT LIST: WYOMING

GENERAL ELECTION: 11/4/08

(Distributed 9/12/08)

STATE	FEC ID#	D	(I)	CANDIDATE NAME	PARTY	RESULTS	CANDIDATE ADDRESS
WY		S		FULL TERM			
WY	S8WY00163	S		Rothfuss, Chris	DEM		
WY	S6WY00126	S	(I)	Enzi, Mike	REP		
WY		S		UNEXPIRED TERM (4 YEARS)			
WY	S8WY00155	S		Carter, Nick	DEM		
WY	S6WY00068	S	(I)	Barrasso, John	REP		
WY	H6WY01025	00		Trauner, Gary	DEM		
WY	H8WY00148	00		Lummis, Cynthia M.	REP		
WY	H6WY00100	00		Herbert, W. David	LIB		

PARTY KEY

DEM = Democratic

REP = Republican

LIB = Libertarian

**2008 STATE BALLOT LIST: OHIO 11TH CONGRESSIONAL DISTRICT
SPECIAL PRIMARY ELECTION: 10/14/08
OFFICIAL RESULTS
(Distributed 2/12/09)**

STATE	FEC ID#	D	(I) CANDIDATE NAME	PARTY	RESULTS	CANDIDATE ADDRESS
OH	H8OH11141	11	Fudge, Marcia L.	DEM	11,492	
OH	H2OH21036	11	Henley, Gerald C.	DEM	159	
OH	H8OH11208	11	Johnson, Carolyn R.	DEM	783	
OH	H8OH11059	11	Johnson, Jeffrey	DEM	2,329	
OH	H8OH11216	11	Joyner, Jim	DEM	87*	
OH	H8OH11224	11	Martin, Nathaniel	DEM	156	
OH	H8OH11091	11	McMickle, Marvin A.	DEM	757*	
OH	H8OH11158	11	Patmon, Bill	DEM	206*	
OH	H8OH11166	11	Powell, Isaac	DEM	195	
OH	H8OH11174	11	Prentiss, C.J.	DEM	559*	
OH	H8OH11182	11	Rives, Frank	DEM	175	
OH	H8OH11190	11	Ryan, Sean	DEM	256	
OH	H8OH11232	11	Wheeler, Thomas J.	DEM	191	
OH	H8OH11240	11	Ayad, Brahim	W(DEM)	68	

PARTY KEY

DEM = Democratic

REP = Republican

W(DEM) Write-In Candidate (Democratic)

* These candidates withdrew after ballots were printed. Their votes will not be officially counted.

2008 STATE BALLOT LIST: OHIO 11TH CONGRESSIONAL DISTRICT
SPECIAL GENERAL ELECTION: 11/18/08
OFFICIAL RESULTS
(Distributed 2/12/09)

STATE	FEC ID#	D	(I)	CANDIDATE NAME	PARTY	RESULTS	CANDIDATE ADDRESS
OH	H8OH11141	11		Fudge, Marcia L.	DEM	8,597	

PARTY KEY
DEM = Democratic

2009 STATE BALLOT LIST: NEW YORK 20TH CONGRESSIONAL DISTRICT

SPECIAL GENERAL ELECTION: 3/31/09

OFFICIAL RESULTS

(Distributed 5/14/09)

STATE	FEC ID#	D	(I)	CANDIDATE NAME	PARTY	RESULTS	CANDIDATE ADDRESS
NY	H0NY20079	20		Murphy, Scott	DEM/IDP/	80,833	
NY	H0NY00048	20		Tedisco, Jim	REP/CRV	80,107	
NY	H6NY20191	20		Sundwall, Eric	LIB	Removed	

PARTY KEY

DEM = Democratic

REP = Republican

CRV = Conservative

IDP = Independence

LIB = Libertarian

WF = Working Families

2009 STATE BALLOT LIST: ILLINOIS 5TH CONGRESSIONAL DISTRICT
SPECIAL PRIMARY ELECTION: 3/03/09
OFFICIAL RESULTS
(Distributed 4/10/09)

STATE	FEC ID#	D	(I)	CANDIDATE NAME	PARTY	RESULTS	CANDIDATE ADDRESS
IL	H0IL05195	05		Annunzio, Frank	DEM	755	
IL	H0IL05161	05		Bryar, Paul J.	DEM	1,111	
IL	H0IL05146	05		Capparelli, Cary	DEM	714	
IL	H2IL05100	05		Dagher, Pete	DEM	Withdrew	
IL	H8IL05107	05		Donatelli, Jan H.	DEM	892	
IL	H0IL05062	05		Feigenholtz, Sara	DEM	9,194	
IL	H0IL05088	05		Forys, Victor A.	DEM	6,428	
IL	H0IL05179	05		Fritchey, John A.	DEM	9,835	
IL	H9IL05014	05		Geoghegan, Tom	DEM	3,336	
IL	H0IL05203	05		Monteagudo, Carlos A.	DEM	521	
IL	H0IL05211	05		O'Connor, Patrick J.	DEM	6,388	
IL	H0IL05096	05		Quigley, Mike	DEM	12,118	
IL	H0IL05229	05		Thompson, Roger A., III	W(DEM)	10	
IL	H0IL05153	05		Wheelan, Charles J.	DEM	3,681	
IL	H0IL05237	05		Anderson, David J.	REP	712	
IL	H0IL05245	05		Bedell, Gregory	REP	663	
IL	H8IL05073	05		Hanson, Tom	REP	859	
IL	H0IL05252	05		Kay, Daniel S. (Karkusiewicz)	REP	379	
IL	H0IL05260	05		Pulido, Rosanna	REP	1,006	
IL	H0IL05187	05		Stewart, Jon	REP	368	
IL	H8IL05065	05		Augustson, Alan	GRE	62	
IL	H2IL05142	05		Fredrickson, Mark Arnold	GRE	71	
IL	H0IL05278	05		Gordils, Deb Leticia	GRE	155	
IL	H8IL05099	05		Reichel, Mathew	GRE	166	
IL	H0IL05286	05		Ribeiro, Simon	GRE	37	

PARTY KEY

DEM = Democratic

REP = Republican

GRE = Green

W(DEM) Write-In (Democratic)

2009 STATE BALLOT LIST: ILLINOIS 5TH CONGRESSIONAL DISTRICT

SPECIAL GENERAL ELECTION: 4/07/09

OFFICIAL RESULTS

(Distributed 5/14/09)

STATE	FEC ID#	D	(I) CANDIDATE NAME	PARTY	RESULTS	CANDIDATE ADDRESS
IL	H0IL05096	05	Quigley, Mike	DEM	30,561	
IL	H0IL05260	05	Pulido, Rosanna	REP	10,662	
IL	H8IL05099	05	Reichel, Mathew	GRE	2,911	
IL		05	Farley, Frances E.	W	3	
IL		05	Davidovac, Goran	W	1	

PARTY KEY

DEM = Democratic

REP = Republican

GRE = Green

W = Write-In

2009 STATE BALLOT LIST: CALIFORNIA 32ND CONGRESSIONAL DISTRICT**SPECIAL GENERAL ELECTION: 5/19/09****OFFICIAL RESULTS**

(Distributed 9/15/09)

STATE	FEC ID#	D	(I)	CANDIDATE NAME	PARTY	RESULTS	CANDIDATE ADDRESS
CA	H0CA32176	32		Alonso, Francisco	DEM	1,097	
CA	H0CA32127	32		Cedillo, Gil	DEM	12,570	
CA	H0CA32101	32		Chu, Judy	DEM	17,661	
CA	H0CA32226	32		Duran, Benita	DEM	659	
CA	H0CA32242	32		Lysenko, Stefan "Contreras"	DEM	246	
CA	H0CA32267	32		Mostert, Nick Juan	DEM	244	
CA	H0CA32275	32		Nadal, Rafael F.	DEM	200	
CA	H0CA32143	32		Pleitez, Emanuel	DEM	7,252	
CA	H0CA32218	32		Chu, Betty	REP	5,648	
CA	H0CA32135	32		Hernandez, Teresa	REP	4,581	
CA	H0CA32150	32		Truax, David A.	REP	3,303	
CA		32		Scarborough, Larry Dean	W(REP)	1	
CA	H0CA32184	32		Agrella, Christopher M.	LIB	654	

PARTY KEY

DEM = Democratic

REP = Republican

GRE = Green

LIB = Libertarian

W(REP) : Write-In (Republican)

2009 STATE BALLOT LIST: CALIFORNIA 32ND CONGRESSIONAL DISTRICT

SPECIAL RUNOFF ELECTION: 7/14/09

OFFICIAL RESULTS

(Distributed 9/15/09)

STATE	FEC ID#	D	(I)	CANDIDATE NAME	PARTY	RESULTS	CANDIDATE ADDRESS
CA	H0CA32101	32		Chu, Judy	DEM	16,194	
CA	H0CA32218	32		Chu, Betty	REP	8,630	
CA	H0CA32184	32		Agrella, Christopher M.	LIB	1,356	
CA		32		Garcia, Eleanor	W(IND)	2	

PARTY KEY

DEM = Democratic

REP = Republican

LIB = Libertarian

W(IND) = Write-In (Independent)

2009 STATE BALLOT LIST: CALIFORNIA 10TH CONGRESSIONAL DISTRICT

SPECIAL GENERAL ELECTION: 9/01/09

OFFICIAL RESULTS

(Distributed 9/15/09)

STATE	FEC ID#	D	(I) CANDIDATE NAME	PARTY	RESULTS	CANDIDATE ADDRESS
CA	H0CA10099	10	Buchanan, Joan	DEM	12,896	
CA	H0CA10073	10	Desaulnier, Mark	DEM	18,888	
CA	H0CA10149	10	Garamendi, John	DEM	27,580	
RUNOFF ELECTION ON NOVEMBER 3RD						
CA	H0CA10081	10	Hampton, Adriel	DEM	376	
CA	H0CA10107	10	Woods, Anthony	DEM	9,388	
CA		10	Attwood, Tiffany René Estrella	W(DEM)	2	
CA	H0CA10156	10	Bunch, Chris	REP	4,871	
CA	H0CA10180	10	Clift, Gary W.	REP	4,158	
CA	H0CA10123	10	Harmer, David	REP	22,582	
RUNOFF ELECTION ON NOVEMBER 3RD						
CA	H0CA10198	10	Loos, Mark	REP	418	
CA	H0CA10172	10	Peterson, David	REP	1,671	
CA	H0CA10206	10	Toth, John	REP	3,340	
CA	H0CA10214	10	Denham, Jerome "Jerry"	AIP	309	
RUNOFF ELECTION ON NOVEMBER 3RD						
CA	H0CA10164	10	Cloward, Jeremy	GRE	552	
RUNOFF ELECTION ON NOVEMBER 3RD						
CA	H0CA10222	10	McIlroy, Mary	PAF	272	
RUNOFF ELECTION ON NOVEMBER 3RD						

PARTY KEY

DEM = Democratic

REP = Republican

GRE = Green

LIB = Libertarian

PAF = Peace and Freedom

W(DEM) Write-In (Democrat)

2009 STATE BALLOT LIST: CALIFORNIA 10TH CONGRESSIONAL DISTRICT
SPECIAL RUNOFF ELECTION: 11/03/09
OFFICIAL RESULTS
 (Distributed 12/29/09)

STATE	FEC ID#	D	(I)	CANDIDATE NAME	PARTY	RESULTS	CANDIDATE ADDRESS
CA	H0CA10149	10		Garamendi, John	DEM	72,817	
CA	H0CA10123	10		Harmer, David	REP	59,017	
CA	H0CA10214	10		Denham, Jerome "Jerry"	AIP	1,591	
CA	H0CA10164	10		Cloward, Jeremy	GRE	2,515	
CA	H0CA10222	10		McIlroy, Mary	PAF	1,846	

PARTY KEY

DEM = Democratic
 REP = Republican
 GRE = Green
 LIB = Libertarian
 PAF = Peace and Freedom

2009 STATE BALLOT LIST: NEW YORK 23RD CONGRESSIONAL DISTRICT

SPECIAL GENERAL ELECTION: 11/3/09

OFFICIAL RESULTS

(Distributed 12/29/09)

STATE	FEC ID#	D	(I) CANDIDATE NAME	PARTY	RESULTS	CANDIDATE ADDRESS
NY	H0NY23081	23	Owens, William L.	DEM	66,548	
NY	H0NY23081	23	Owens, William L.	WF	6,589	
NY	H0NY23065	23	Scozzafava, Dede	REP	7,260	
NY	H0NY23065	23	Scozzafava, Dede	IND	1,322	
NY	H0NY23107	23	Hoffman, Douglas L.	CRV	69,553	

PARTY KEY

DEM = Democratic
 REP = Republican
 CRV = Conservative
 IDP = Independence
 WF = Working Families

**STATE BALLOT LIST: MASSACHUSETTS SENATE
SPECIAL PRIMARY ELECTION: 12/8/09
OFFICIAL RESULTS
(Distributed 1/21/10)**

STATE	FEC ID#	D	(I)	CANDIDATE NAME	PARTY	RESULTS	CANDIDATE ADDRESS
MA	SOMA00117	S		Capuano, Michael E.	DEM	185,157	
MA	SOMA00075	S		Coakley, Martha	DEM	311,548	
MA	SOMA00091	S		Khazei, Alan A.	DEM	89,294	
MA	SOMA00125	S		Pagliuca, Stephen G.	DEM	80,217	
				Scattered	W(DEM)	1,800	
MA	SOMA00109	S		Brown, Scott P.	REP	146,057	
MA	SOMA00042	S		Robinson, Jack E.	REP	17,344	
				Scattered	W(REP)	1,139	
				Scattered	W(LBT)	581	
MA	SOMA00141	S		Kennedy, Joseph L.	IND*	*	

PARTY KEY

DEM = Democratic
 REP = Republican
 LBT = Libertarian
 W(DEM)= Write-In (Democratic)
 W(REP)= Write-In (Republican)
 W(LBT)= Write-In (Libertarian)
 IND* = Independent

*Note: Independent Candidate for General Election Listed for Informational Purposes Only. Not on Primary Ballot.

**STATE BALLOT LIST: MASSACHUSETTS SENATE
SPECIAL GENERAL ELECTION: 1/19/10
OFFICIAL RESULTS
(Distributed 3/10/10)**

STATE	FEC ID#	D	(I)	CANDIDATE NAME	PARTY	RESULTS	CANDIDATE ADDRESS
MA	S0MA00075	S		Coakley, Martha	DEM	1,060,861	
MA	S0MA00109	S		Brown, Scott P.	REP	1,168,178	
MA	S0MA00141	S		Kennedy, Joseph L.	LBY	22,388	
MA		S		Scattered	W	1,155	

PARTY KEY

DEM = Democratic
 REP = Republican
 LBY = Liberty
 W = Write-In

**STATE BALLOT LIST: FLORIDA 19TH CONGRESSIONAL DISTRICT
SPECIAL PRIMARY ELECTION: 2/02/10
OFFICIAL RESULTS
(Distributed 4/14/10)**

STATE	FEC ID#	D	(I)	CANDIDATE NAME	PARTY	RESULTS	CANDIDATE ADDRESS
FL	H0FL19080	19		Deutch, Ted	DEM	23,959	
FL	H6FL19046	19		Graber, Ben	DEM	4,151	
FL	H0FL19072	19		Budd, Joe	REP	3,274	
FL	H8FL19042	19		Lynch, Edward	REP	3,322	
FL	H0FL19064	19		Price, Curt	REP	1,566	
FL	H0FL19098	19		McCormick, Jim	NPA*	*	
FL	H0FL19056	19		Larose, Josue	W*	*	

PARTY KEY

DEM = Democratic
 REP = Republican
 NPA* = No Party Affiliation
 W* = Write-In

*Note: Independent and Write-In Candidates for General Election Listed for Informational Purposes Only. Not on Primary Ballot.

STATE BALLOT LIST: FLORIDA 19TH CONGRESSIONAL DISTRICT

SPECIAL GENERAL ELECTION: 4/13/10

OFFICIAL RESULTS

(Distributed 10/13/10)

STATE	FEC ID#	D	(I)	CANDIDATE NAME	PARTY	RESULTS	CANDIDATE ADDRESS
FL	H0FL19080	19		Deutch, Ted	DEM	43,269	
FL	H8FL19042	19		Lynch, Edward	REP	24,549	
FL	H0FL19098	19		McCormick, Jim	NPA	1,905	
FL	H0FL19056	19		Larose, Josue	W	0	

PARTY KEY

DEM = Democratic

REP = Republican

NPA = No Party Affiliation

W = Write-In

STATE BALLOT LIST: PENNSYLVANIA 12TH CONGRESSIONAL DISTRICT

SPECIAL GENERAL ELECTION: 5/18/10

OFFICIAL RESULTS

(Distributed 10/20/10)

STATE	FEC ID#	D	(I)	CANDIDATE NAME	PARTY	RESULTS	CANDIDATE ADDRESS
PA	H0PA12132	12		Critz, Mark S.	DEM	72,218	
PA	H0PA12090	12		Burns, Tim	REP	61,722	
PA	H0PA12165	12		Agoris, Demo	LIB	3,249	

PARTY KEY

DEM = Democratic

REP = Republican

LIB = Libertarian

STATE BALLOT LIST: HAWAII 1ST CONGRESSIONAL DISTRICT

SPECIAL GENERAL ELECTION: 5/22/10

OFFICIAL RESULTS

(Distributed 10/20/10)

STATE	FEC ID#	D	(I) CANDIDATE NAME	PARTY	RESULTS	CANDIDATE ADDRESS
HI	H0HI01181	01	Browne, Vinny	DEM	150	
HI	H2HI02128	01	Case, Ed	DEM	47,391	
HI	H0HI01165	01	Del Castillo, Rafael (Del)	DEM	664	
HI	H2HI02110	01	Hanabusa, Colleen	DEM	52,802	
HI	H0HI01199	01	Lee, Philmund (Phil)	DEM	254	
HI	H8HI01176	01	Amsterdam, C. Kauai Jochanan	REP	170	
HI	H0HI01207	01	Collins, Charles (Googie)	REP	194	
HI	H0HI01215	01	Crum, Douglas	REP	107	
HI	H0HI01157	01	Djou, Charles	REP	67,610	
HI	H0HI01223	01	Giuffre, John (Raghu)	REP	82	
HI	H0HI01231	01	Brewer, Jim	N	273	
HI	H0HI01249	01	Moseley, Karl F.	N	80	
HI	H0HI01256	01	Strode, Kalaeloa	N	491	
HI	H2HI02094	01	Tataii, Steve	N	125	

PARTY KEY

DEM = Democratic
 REP = Republican
 N = Nonpartisan

STATE BALLOT LIST: GEORGIA 9TH CONGRESSIONAL DISTRICT

SPECIAL GENERAL ELECTION: 5/11/10

OFFICIAL RESULTS

(Distributed 10/13/10)

STATE	FEC ID#	D	(I)	CANDIDATE NAME	PARTY	RESULTS	CANDIDATE ADDRESS
GA	H0GA09105	09		Freeman, Mike	DEM	2,891	
GA	H0GA10228	09		Cates, Chris	REP	6,137	
GA	H0GA09030	09		Graves, Tom	REP	18,316	
							RUNOFF ELECTION ON JUNE 8TH
GA	H0GA09089	09		Hawkins, Lee	REP	12,012	
							RUNOFF ELECTION ON JUNE 8TH
GA	H0GA09121	09		Loftman, Bert	REP	1,292	
GA	H0GA09055	09		Stephens, Bill	REP	2,084	
GA	H0GA09097	09		Tarvin, Steve	REP	7,940	
GA	H0GA09071	09		Moon, Eugene	IND	1,125	

PARTY KEY

DEM = Democratic

REP = Republican

IND = Independent

STATE BALLOT LIST: GEORGIA 9TH CONGRESSIONAL DISTRICT

SPECIAL RUNOFF ELECTION: 6/8/10

OFFICIAL RESULTS

(Distributed 10/13/10)

STATE	FEC ID#	D	(I)	CANDIDATE NAME	PARTY	RESULTS	CANDIDATE ADDRESS
GA	H0GA09030	09		Graves, Tom	REP	22,694	
GA	H0GA09089	09		Hawkins, Lee	REP	17,509	

PARTY KEY

REP = Republican

2010 STATE BALLOT LIST: DELAWARE

PRIMARY ELECTION: 9/14/10

OFFICIAL RESULTS

(Distributed 10/18/10)

STATE	FEC ID#	D	(I)	CANDIDATE NAME	PART	RESULTS	CANDIDATE ADDRESS
-------	---------	---	-----	----------------	------	---------	-------------------

				UNEXPIRED TERM			
DE	S0DE00092	S		Coons, Christopher A.	DEM	Unopposed	
DE	S0DE00068	S		Castle, Michael N.	REP	27,021	
DE	S6DE00131	S		O'Donnell, Christine	REP	30,563	
DE	S0DE00126	S		Rash, James W.	LIB	*	
				UNEXPIRED TERM			
DE	H0DE01017	00		Carney, John C., Jr.	DEM	Unopposed	
DE	H0DE01025	00		Izzo, Rose	REP	2,082	
DE	H0DE00142	00		Rollins, Michele	REP	26,789	
DE	H0DE01033	00		Urquhart, Glen	REP	27,343	
DE	H0DE00126	00		Wangen, Brent A.	LIB	*	

PARTY KEY

DEM = Democratic

REP = Republican

LIB= Libertarian*

*Note: Libertarian Candidates for General Election Listed for Informational Purposes Only. Not on Primary Ballot.

2010 STATE BALLOT LIST: DELAWARE**GENERAL ELECTION: 11/2/10**

(Revised Distributed 9/30/10)

STATE	FEC ID#	D	(I)	CANDIDATE NAME	PART	RESULTS	CANDIDATE ADDRESS
				S UNEXPIRED TERM			
DE	S0DE00092	S		Coons, Christopher A.	DEM	174,012	
DE	S6DE00131	S		O'Donnell, Christine	REP	123,053	
DE	S0DE00134	S		Miller, Glenn A.	IDE	8,201	
DE	S0DE00126	S		Rash, James W., Jr.	LIB	2,101	
DE	S0DE00159	S		Bourgeois, Maurice F.	W	25	
DE	S0DE00142	S		Devard, Samtra	W	10	
DE	H0DE01017	00		Carney, John C., Jr.	DEM	173,543	
DE	H0DE01033	00		Urquhart, Glen	REP	125,442	
DE	H0DE00100	00		Lofland, Earl R.	IDE	3,704	
DE	H0DE00126	00		Wangen, Brent A.	LIB	1,986	
DE	H0DE01058	00		Brown, Jeffrey	TBE	961	

PARTY KEY

DEM = Democratic

REP = Republican

IDE = Independent Party of Delaware

LIB = Libertarian

TBE = The Blue Enigma Party

W = Write-In Candidate (Not on Ballot)

**STATE BALLOT LIST: ILLINOIS U.S. SENATE
SPECIAL GENERAL ELECTION: 11/2/10
OFFICIAL RESULTS**

(Distributed 4/18/11)

STATE	FEC ID#	D	(I)	CANDIDATE NAME	PARTY	RESULTS	CANDIDATE ADDRESS
IL	S0IL00204	S		Giannoulas, Alexander "Alexi"	DEM	1,677,729	
IL	S0IL00261	S		Kirk, Mark Steven	REP	1,641,486	
IL	S0IL00386	S		Jones, LeAlan M.	GRE	129,571	
IL	S0IL00428	S		Labno, Mike	LIB	95,762	
IL	S0IL00436	S		Atanus, Susanne	W	12	
IL	S0IL00378	S		Boyd, Will	W	415	
IL	S0IL00352	S		Dabney, Corey	W	15	
IL	S0IL00444	S		Horton, Shon-Tiyon "Santiago"	W	8	
IL	S0IL00196	S		Jagla, Stan	W	5	
IL	S0IL00485	S		Pinkney, Ina	W	297	
IL	S0IL00477	S		Seida, Lowell M.	W	1	
IL	S0IL00212	S		Zadek, Robert	W	683	

PARTY KEY

DEM = Democratic
 REP = Republican
 GRE = Green
 LIB = Libertarian
 W = Write-In

STATE BALLOT LIST: INDIANA 3RD CONGRESSIONAL DISTRICT

SPECIAL GENERAL ELECTION: 11/2/10

OFFICIAL RESULTS

(Distributed 4/18/11)

STATE	FEC ID#	D	(I)	CANDIDATE NAME	PARTY	RESULTS	CANDIDATE ADDRESS
IN	H6IN03161	03		Hayhurst, Thomas	DEM	60,880	
IN	H0IN03198	03		Stutzman, Marlin A.	REP	115,415	
IN	H8IN03068	03		Wise, Scott	LIB	7,914	

PARTY KEY

DEM = Democratic

REP = Republican

LIB = Libertarian

2010 STATE BALLOT LIST: NEW YORK

PRIMARY ELECTION: 9/14/10

OFFICIAL RESULTS

(Distributed 10/28/10)

STATE	FEC ID#	D	(I)	CANDIDATE NAME	PARTY	RESULTS	CANDIDATE ADDRESS
NY		S		UNEXPIRED TERM			
NY	S0NY00410	S	(I)	Gillibrand, Kirsten E.	IDP	Unopposed	
NY	S0NY00410	S	(I)	Gillibrand, Kirsten E.	WF	Unopposed	
NY	S0NY00410	S	(I)	Gillibrand, Kirsten E.	DEM	464,512	
NY	S0NY00592	S		Goode, Gail	DEM	145,491	
NY	S0NY00477	S		Blakeman, Bruce	REP	91,312	
NY	S0NY00493	S		Malpass, David	REP	167,151	
NY	S0NY00287	S		DioGuardi, Joseph J.	REP	185,483	
NY	S0NY00287	S		DioGuardi, Joseph J.	CRV	Unopposed	
NY		S		FULL TERM			
NY	S8NY00082	S	(I)	Schumer, Charles E.	DEM/IDP/WF	Unopposed	
NY	S0NY00576	S		Berntsen, Gary	REP	188,628	
NY	S0NY00550	S		Townsend, Jay	REP	234,440	
NY	S0NY00550	S		Townsend, Jay	CRV	Unopposed	
NY	H2NY01067	01	(I)	Bishop, Timothy H.	DEM/WF	Unopposed	
NY	H0NY01129	01		Altschuler, Randolph	CRV	1,358	
NY	H0NY00063	01		Cox, Chris	W(CRV)	301	
NY	H0NY01137	01		Demos, George D.	W(CRV)	191	
NY	H0NY01129	01		Altschuler, Randolph	REP	11,557	
NY	H0NY00063	01		Cox, Chris	REP	6,312	
NY	H0NY01137	01		Demos, George D.	REP	7,774	
NY	H0NY02085	02	(I)	Israel, Steve J.	DEM/IDP/WF	Unopposed	
NY	H0NY02184	02		Gomez, John B.	REP/CRV	Unopposed	
NY	H0NY03042	03		Kudler, Howard A.	DEM	Unopposed	
NY	H2NY03089	03	(I)	King, Peter T.	IDP	Unopposed	
NY	H2NY03089	03	(I)	King, Peter T.	CRV	Unopposed	
NY	H2NY03089	03	(I)	King, Peter T.	REP	21,915	
NY	H8NY03045	03		Previdi, Robert	REP	2,231	
NY	H6NY04112	04	(I)	McCarthy, Carolyn	DEM/WF	Unopposed	
NY	H0NY04099	04		Becker, Francis X., Jr.	CRV	Unopposed	
NY	H0NY04099	04		Becker, Francis X., Jr.	IDP	Unopposed	

2010 STATE BALLOT LIST: NEW YORK

GENERAL ELECTION: 11/2/10

(Distributed 10/1/10)

STATE	FEC ID#	D	(I)	CANDIDATE NAME	PARTY	RESULTS	CANDIDATE ADDRESS
NY		S		UNEXPIRED TERM			
NY	S0NY00410	S	(I)	Gillibrand, Kirsten E.	DEM	2,479,393	
NY	S0NY00410	S	(I)	Gillibrand, Kirsten E.	IDP	175,636	
NY	S0NY00410	S	(I)	Gillibrand, Kirsten E.	WF	182,655	
				Gillibrand, Kirsten E.	Combined Partic	2,837,684	
NY	S0NY00477	S		Blakeman, Bruce	TRP	4,516	
NY	S0NY00287	S		DioGuardi, Joseph J.	REP	1,338,308	
NY	S0NY00287	S		DioGuardi, Joseph J.	CRV/TX	244,385	
				DioGuardi, Joseph J.	Combined Partic	1,582,693	
NY	S0NY00634	S		Morgan, Vivia	APP	11,787	
NY	S0NY00642	S		Lawrence, Cecile A.	GRE	35,489	
NY	S0NY00311	S		Clifton, John	LIB	18,414	
NY	S0NY00436	S		Huff, Joseph	RDH	17,019	
NY		S		Scattered	W	1,169	
NY		S		FULL TERM			
NY	S8NY00082	S	(I)	Schumer, Charles E.	DEM	2,686,698	
NY	S8NY00082	S	(I)	Schumer, Charles E.	IDP	177,468	
NY	S8NY00082	S	(I)	Schumer, Charles E.	WF	183,714	
				Schumer, Charles E.	Combined Partic	3,047,880	
NY	S0NY00550	S		Townsend, Jay	REP	1,239,605	
NY	S0NY00550	S		Townsend, Jay	CRV	240,818	
				Townsend, Jay	Combined Partic	1,480,423	
NY	S0NY00444	S		Credico, Randy A.	APP/LIB	24,871	
NY	S0NY00626	S		Clark, Colia	GRE	42,341	
NY		S		Scattered	W	1,281	
NY	H2NY01067	01	(I)	Bishop, Timothy H.	DEM	85,051	
NY	H2NY01067	01	(I)	Bishop, Timothy H.	IDP	7,370	
NY	H2NY01067	01	(I)	Bishop, Timothy H.	WF	5,895	
				Bishop, Timothy H.	Combined Partic	98,316	
NY	H0NY01129	01		Altschuler, Randolph	REP	78,300	
NY	H0NY01129	01		Altschuler, Randolph	CRV	19,423	
				Altschuler, Randolph	Combined Partic	97,723	
NY		01		Scattered	W	125	

STATE BALLOT LIST: NEW YORK 29TH CONGRESSIONAL DISTRICT
SPECIAL GENERAL ELECTION: 11/2/10
OFFICIAL RESULTS
 (Distributed 4/18/11)

STATE	FEC ID#	D	(I)	CANDIDATE NAME	PARTY	RESULTS	CANDIDATE ADDRESS
NY	H0NY29062	29		Zeller, Matthew C.	DEM	74,021	
NY	H0NY29062	29		Zeller, Matthew C.	WF	6,459	
NY	H0NY29062	29		Zeller, Matthew C.	Combined Parties	80,480	
NY	H0NY29054	29		Reed, Thomas W., II	REP	87,767	
NY	H0NY29054	29		Reed, Thomas W., II	CRV	13,028	
NY	H0NY29054	29		Reed, Thomas W., II	IDP	5,112	
NY	H0NY29054	29		Reed, Thomas W., II	Combined Parties	105,907	

PARTY KEY

DEM = Democratic
 REP = Republican
 CRV = Conservative
 IDP = Independence
 WF = Working Families

2010 STATE BALLOT LIST: WEST VIRGINIA U.S. SENATE

SPECIAL PRIMARY ELECTION: 8/28/10

OFFICIAL RESULTS

(Distributed 10/13/10)

STATE	FEC ID#	D	(I) CANDIDATE NAME	PART	RESULTS	CANDIDATE ADDRESS
WV	S8WV00101	S	Fletcher, Sheirl	DEM	9,108	
WV	S0WV00108	S	Hechler, Ken	DEM	16,267	
WV	S0WV00090	S	Manchin, Joe, III	DEM	68,827	
WV	S0WV00181	S	Bruner, Harry C., Jr.	REP	1,312	
WV	S0WV00157	S	Culp, Kenneth A.	REP	1,389	
WV	S0WV00116	S	Howard, Albert	REP	176	
WV	S0WV00199	S	Kubic, Frank T.	REP	475	
WV	S0WV00132	S	McQuain, Lynette Kennedy	REP	937	
WV	S4WV00084	S	Raese, John R.	REP	38,568	
WV	S0WV00165	S	Rebich, Daniel Scott	REP	459	
WV	S0WV00124	S	Ressler, Thomas	REP	1,207	
WV	S0WV00173	S	Warner, Mac	REP	8,015	
WV	S0WV00140	S	Williams, Scott H.	REP	1,546	
WV	S6WV00139	S	Johnson, Jesse	MTP	223	

PARTY KEY

DEM = Democratic

REP = Republican

MTP = Mountain Party

2010 STATE BALLOT LIST: OHIO 3RD CONGRESSIONAL DISTRICT

SPECIAL PRIMARY ELECTION: 7/13/10

OFFICIAL RESULTS

(Distributed 10/20/10)

STATE	FEC ID#	D	(I)	CANDIDATE NAME	PARTY	RESULTS	CANDIDATE ADDRESS
OH	H8OH03098	03		Esrati, David	DEM	1,077	
OH	H0OH03087	03		Fogle, Guy N.	DEM	2,123	
OH	H0OH03079	03		Roberts, Joe	DEM	2,561	

PARTY KEY

DEM = Democratic

2010 STATE BALLOT LIST: WEST VIRGINIA U.S. SENATE

SPECIAL GENERAL ELECTION: 11/2/10

OFFICIAL RESULTS

(Distributed 4/18/11)

STATE	FEC ID#	D	(I)	CANDIDATE NAME	PART	RESULTS	CANDIDATE ADDRESS
WV	S0WV00090	S		Manchin, Joe, III	DEM	283,358	
WV	S4WV00084	S		Raese, John Reeves	REP	230,013	
WV	S0WV00207	S		Becker, Jeffrey Conrad	CON	6,425	
WV	S6WV00139	S		Johnson, Jesse Clarence, Jr.	MTP	10,152	

PARTY KEY

DEM = Democratic

REP = Republican

CON = Constitution

MTP = Mountain Party

STATE BALLOT LIST: NEW YORK 26TH CONGRESSIONAL DISTRICT
SPECIAL GENERAL ELECTION: 5/24/11
OFFICIAL RESULTS
 (Distributed 6/29/11)

STATE	FEC ID#	D	(I)	CANDIDATE NAME	PARTY	RESULTS	CANDIDATE ADDRESS
NY	H2NY00036	26		Hochul, Kathy Courtney	Combined Parti	52,713	
					DEM	47,519	
					WF	5,194	
NY	H2NY00044	26		Corwin, Jane L.	Combined Parti	47,187	
					REP	35,721	
					CRV	9,090	
					IDP	2,376	
NY	H2NY26155	26		Murphy, Ian L.	GRE	1,177	
NY	H4NY26045	26		Davis, Jack	TEA	10,029	
NY		26		Scattered	W	232	

PARTY KEY

DEM = Democratic
 REP = Republican
 CRV = Conservative
 GRE = Green
 IDP = Independence
 TEA = Tea
 WF = Working Families
 W = Write In

STATE BALLOT LIST: CALIFORNIA 36TH CONGRESSIONAL DISTRICT**SPECIAL GENERAL ELECTION: 5/17/11****OFFICIAL RESULTS**

(Distributed 5/24/11)

STATE	FEC ID#	D	(I) CANDIDATE NAME	PARTY	RESULTS	CANDIDATE ADDRESS
CA	H2CA36348	36	Adler, Daniel H.	DEM	361	
CA	H2CA36256	36	Bowen, Debra	DEM	13,407	
CA	H0CA19132	36	Goodwin, Loraine	DEM	325	
CA	H8CA36097	36	Hahn, Janice	DEM	15,647	
CA	H6CA36117	36	Winograd, Marcy	DEM	5,905	
CA	H2CA36298	36	Bobko, Patrick "Kit"	REP	2,296	
CA	H2CA36306	36	Eisele, Stephen	REP	788	
CA	H2CA36280	36	Gin, Mike	REP	4,997	
CA	H2CA36314	36	Huey, Craig	REP	14,116	
CA	H2CA36322	36	Newberry, George	REP	234	
CA	H2CA36264	36	Webb, Mike	REP	3,895	
CA	H2CA36330	36	Collett, Steve	LIB	896	
CA	H2CA36363	36	Chamness, Michael T.	NOP	108	
CA	H2CA36371	36	Pilot, Katherine	NOP	126	
CA	H2CA36389	36	Roozee, Matthew	NOP	157	
CA	H2CA36355	36	Montano, Maria E.	PAF	324	
CA	H2CA36421	36	Flaherty, Vince	W	2	

PARTY KEY

DEM = Democratic

REP = Republican

LIB = Libertarian

NOP = No Party Preference

PAF= Peace and Freedom

W = Write-In

STATE BALLOT LIST: CALIFORNIA 36TH CONGRESSIONAL DISTRICT
SPECIAL RUNOFF ELECTION: 7/12/11
OFFICIAL RESULTS
(Distributed 9/19/11)

STATE	FEC ID#	D	(I)	CANDIDATE NAME	PARTY	RESULTS	CANDIDATE ADDRESS
CA	H8CA36097	36		Hahn, Janice	DEM	47,000	
CA	H2CA36314	36		Huey, Craig	REP	38,624	

PARTY KEY

DEM = Democratic

REP = Republican

STATE BALLOT LIST: NEVADA 2ND CONGRESSIONAL DISTRICT

SPECIAL REPUBLICAN PARTY CAUCUS: 6/18/11

SPECIAL DEMOCRATIC PARTY CAUCUS: 6/25/11

OFFICIAL RESULTS

STATE	FEC ID#	D	(I) CANDIDATE NAME	PARTY	RESULTS	CANDIDATE ADDRESS
NV	H2NV02254	02	Bay, George S.	DEM		
NV	H2NV02411	02	Dehne, Chad	DEM		
NV	H2NV02429	02	Franzman, Blake	DEM		
NV	H2NV02262	02	Gillum, R. J.	DEM		
NV	H2NV02270	02	Jones, Zach	DEM		
NV	H2NV02247	02	Marshall, Kate	DEM	117	
NV	H2NV02288	02	Maye, Jacques	DEM	5	
NV	H0NV02191	02	Price, Nancy	DEM		
NV	H2NV02296	02	Ricks, Rex	DEM	0	
NV	H2NV02395	02	Amodei, Mark E.	REP	221	
NV	H2NV02221	02	Brower, Greg	REP	56	
NV	H2NV02304	02	Felton, Guy	REP		
NV	H2NV02312	02	Graves, William R.	REP		
NV	H2NV02320	02	Henderson, Ryan	REP		
NV	H2NV02403	02	Hudson, Greg	REP		
NV	H2NV02338	02	Kohn, James R. "Jim Bob"	REP		
NV	H8NV00065	02	Leeds, Robert X.	REP		
NV	H2NV02239	02	Lippold, Kirk S.	REP	46	
NV	H2NV02346	02	Miller, Daniel	REP		
NV	H2NV02353	02	Orosco, Troy "Gunny"	REP		
NV	H2NV02361	02	Telander, Phillip D.	REP		
NV	H2NV02379	02	Voigts, Busch, Jr.	REP		
NV	H2NV02387	02	Zeller, Sidney	REP		

PARTY KEY

DEM = Democratic (6/25/11 Caucus)

REP = Republican (6/18/11 Caucus)

STATE BALLOT LIST: NEVADA 2ND CONGRESSIONAL DISTRICT

SPECIAL GENERAL ELECTION: 9/13/11

OFFICIAL RESULTS

(Distributed 10/17/11)

STATE	FEC ID#	D	(I)	CANDIDATE NAME	PARTY	RESULTS	CANDIDATE ADDRESS
NV	H2NV02247	02		Marshall, Kate	DEM	46,818	
NV	H2NV02395	02		Amodei, Mark E.	REP	75,180	
NV	H2NV02437	02		Fasano, Timothy	IAP	2,421	
NV	H2NV02445	02		Lehmann, Helmuth	IND	5,372	

PARTY KEY

DEM = Democratic

REP = Republican

IAP = Independent American

IND = Independent

**STATE BALLOT LIST: NEW YORK 9TH CONGRESSIONAL DISTRICT
SPECIAL GENERAL ELECTION: 9/13/11
OFFICIAL RESULTS
(Distributed 10/18/11)**

STATE	FEC ID#	D	(I)	CANDIDATE NAME	PARTY	RESULTS	CANDIDATE ADDRESS
					Combined		
NY	H2NY09086	09		Weprin, David I.	Parties:	33,656	
NY	H2NY09086	09		Weprin, David I.	DEM	31,285	
NY	H2NY09086	09		Weprin, David I.	WF	1,425	
NY	H2NY09086	09		Weprin, David I.	IDP	946	
					Combined		
NY	H0NY09072	09		Turner, Bob	Parties:	37,342	
NY	H0NY09072	09		Turner, Bob	REP	32,526	
NY	H0NY09072	09		Turner, Bob	CRV	4,816	
NY	H2NY09094	09		Hoepfner, Christopher P.	SWP	143	

PARTY KEY

DEM = Democratic
 REP = Republican
 CRV = Conservative
 IDP = Independence
 SWP= Socialist Workers
 WF = Working Families

STATE BALLOT LIST: OREGON 1ST CONGRESSIONAL DISTRICT

SPECIAL PRIMARY ELECTION: 11/8/11

OFFICIAL RESULTS

(Distributed 12/9/11)

STATE	FEC ID#	D	(I) CANDIDATE NAME	PARTY	RESULTS	CANDIDATE ADDRESS
OR	H2OR01141	01	Ahmed, Saba	DEM	250	
OR	H2OR01109	01	Avakian, Brad	DEM	16,963	
OR	H2OR01133	01	Bonamici, Suzanne	DEM	49,721	
OR	H2OR01158	01	Hammon, Dominic	DEM	923	
OR	H2OR01166	01	Lettin, Robert E.	DEM	91	
OR	H2OR01174	01	Ritter, Todd Lee	DEM	651	
OR	H2OR01182	01	Strite, Dan	DEM	1,212	
OR	H2OR01125	01	Witt, Brad	DEM	6,003	
OR		01	Scattered	W(DEM)	469	
OR	H0OR01095	01	Cornilles, Rob	REP	40,227	
OR	H2OR01190	01	Delgado-Morgan, D. R.	REP	847	
OR	H6OR01209	01	Goberman, Pavel	REP	1,657	
OR	H2OR01083	01	Greenfield, Jim	REP	6,360	
OR	H2OR01208	01	Michaels, Lisa	REP	5,739	
OR		01	Scattered	W(REP)	519	

PARTY KEY

DEM = Democratic

REP = Republican

W = Write-In

STATE BALLOT LIST: OREGON 1ST CONGRESSIONAL DISTRICT

SPECIAL GENERAL ELECTION: 1/31/12

OFFICIAL RESULTS

(Distributed 1/15/13)

STATE	FEC ID#	D	(I) CANDIDATE NAME	PARTY	RESULTS	CANDIDATE ADDRESS
OR	H2OR01133	01	Bonamici, Suzanne	DEM/IP	113,404	
OR	H0OR01095	01	Cornilles, Rob	REP	83,396	
OR	H2OR01224	01	Foster, James	LIB	6,618	
OR	H2OR01216	01	Reynolds, Steven	PRO	6,798	
OR		01	Scattered	W	547	

PARTY KEY

DEM = Democratic
 REP = Republican
 LIB = Libertarian
 PRO = Progressive
 W = Write-In

**STATE BALLOT LIST: ARIZONA 8TH CONGRESSIONAL DISTRICT
SPECIAL PRIMARY ELECTION: 4/17/12
OFFICIAL RESULTS
(Distributed 5/7/12)**

STATE	FEC ID#	D	(I)	CANDIDATE NAME	PARTY	RESULTS	CANDIDATE ADDRESS
AZ	H2AZ08094	08		Barber, Ron	DEM	44,185	
AZ	H6AZ08129	08		Antenori, Frank	REP	17,497	
AZ	H0AZ08015	08		Kelly, Jesse	REP	27,101	
AZ	H2AZ08102	08		McSally, Martha	REP	19,413	
AZ	H2AZ08060	08		Sitton, Dave	REP	13,299	
AZ	H2AZ08128	08		Manolakis, Charlie	GRE	116	
AZ	H8AZ06012	08		Grayson, Richard	W(GRE)	2	

PARTY KEY

DEM = Democratic
 REP = Republican
 GRE = Green
 W = Write-In

STATE BALLOT LIST: ARIZONA 8TH CONGRESSIONAL DISTRICT

SPECIAL GENERAL ELECTION: 6/12/12

OFFICIAL RESULTS

(Distributed 11/15/12)

STATE	FEC ID#	D	(I)	CANDIDATE NAME	PARTY	RESULTS	CANDIDATE ADDRESS
AZ	H2AZ08094	08		Barber, Ron	DEM	111,204	
AZ	H0AZ08015	08		Kelly, Jesse	REP	96,465	
AZ	H2AZ08128	08		Manolakis, Charlie	GRE	4,869	

PARTY KEY

DEM = Democratic

REP = Republican

GRE = Green

STATE BALLOT LIST: KENTUCKY 4TH CONGRESSIONAL DISTRICT

SPECIAL GENERAL ELECTION: 11/6/12

OFFICIAL RESULTS

(Distributed 1/14/13)

STATE	FEC ID#	D	(I)	CANDIDATE NAME	PARTY	RESULTS	CANDIDATE ADDRESS
KY	H2KY04139	04		Adkins, William R. "Bill"	DEM	106,598	
KY	H2KY04121	04		Massie, Thomas	REP	174,092	
KY	H2KY04188	04		Lewis, David	IND	9,987	

PARTY KEY

DEM = Democratic

REP = Republican

IND = Independent

STATE BALLOT LIST: MICHIGAN 11TH CONGRESSIONAL DISTRICT
SPECIAL PRIMARY ELECTION: 9/5/12
OFFICIAL RESULTS
(Distributed 11/15/12)

STATE	FEC ID#	D	(I)	CANDIDATE NAME	PARTY	RESULTS	CANDIDATE ADDRESS
MI	H2MI11190	11		Curson, David A.	DEM	11,450	
MI	H2MI11133	11		Bentivolio, Kerry	REP	10,280	
MI	H2MI11158	11		Cassis, Nancy	REP	8,803	
MI	H2MI11166	11		Crider, Kenneth	REP	1,208	
MI	H2MI11174	11		Kavanagh, Carolyn	REP	2,653	
MI	H2MI11182	11		King, Steve	REP	1,715	

PARTY KEY

DEM = Democratic

REP = Republican

STATE BALLOT LIST: MICHIGAN 11TH CONGRESSIONAL DISTRICT
SPECIAL GENERAL ELECTION: 11/6/12
OFFICIAL RESULTS
 (Distributed 1/15/13)

STATE	FEC ID#	D	(I) CANDIDATE NAME	PARTY	RESULTS	CANDIDATE ADDRESS
MI	H2MI11190	11	Curson, David A.	DEM	159,258	
MI	H2MI11133	11	Bentivolio, Kerry	REP	151,736	
MI	H8MI11247	11	Tatar, John J.	LIB	11,606	
MI	H0MI14214	11	Sosnowski, Marc J.	UST	6,529	
MI		11	Van Gilder, James	W	8	

PARTY KEY

DEM = Democratic
 REP = Republican
 LIB = Libertarian
 UST = U.S. Taxpayers
 W = Write-In

STATE BALLOT LIST: NEW JERSEY 10TH CONGRESSIONAL DISTRICT
SPECIAL PRIMARY ELECTION: 6/5/12
OFFICIAL RESULTS
(Distributed 8/6/12)

STATE	FEC ID#	D	(I)	CANDIDATE NAME	PARTY	RESULTS	CANDIDATE ADDRESS
NJ	H2NJ10154	10		Payne, Donald M., Jr.	DEM	34,358	
NJ	H2NJ10139	10		Rice, Ronald C.	DEM	11,935	
NJ	H2NJ10162	10		Smith, Wayne	DEM	2,318	

PARTY KEY

DEM = Democratic

REP = Republican

STATE BALLOT LIST: NEW JERSEY 10TH CONGRESSIONAL DISTRICT

SPECIAL GENERAL ELECTION: 11/6/12

OFFICIAL RESULTS

(Distributed 1/14/13)

STATE	FEC ID#	D	(I)	CANDIDATE NAME	PARTY	RESULTS	CANDIDATE ADDRESS
NJ	H2NJ10154	10		Payne, Donald M., Jr.	DEM	166,413	
NJ	H0NJ10182	10		Miller, Joanne	CHA	4,500	

PARTY KEY

DEM = Democratic

CHA = Change, Change, Change

STATE BALLOT LIST: WASHINGTON 1ST CONGRESSIONAL DISTRICT**SPECIAL PRIMARY ELECTION: 8/7/12****OFFICIAL RESULTS**

(Distributed 11/15/12)

STATE	FEC ID#	D	(I)	CANDIDATE NAME	PARTY	RESULTS	CANDIDATE ADDRESS
WA	H2WA01187	01		Berry, Brian	DEM	2,796	
WA	H6WA08068	01		Burner, Darcy	DEM	23,902	
WA	H0WA08046	01		DeIBene, Suzan	DEM	39,620	
WA	H2WA01195	01		Holcomb, J. Byron	DEM	1,396	
WA	H2WA01203	01		Morrison, Ruth	DEM	1,939	
WA	H2WA01153	01		Rauniyar, Darshan	DEM	5,143	
WA	H8WA01051	01		Ruderman, Laura	DEM	15,463	
WA	H2WA01211	01		Sullivan, Brian	DEM	4,861	
WA	H2WA01229	01		Gerdes, Steven J.	REP	4,066	
WA	H0WA02098	01		Koster, John	REP	56,631	
WA	H2WA01237	01		Champion, Bob	IP	2,542	

PARTY KEY

DEM = Prefers Democratic Party

REP = Prefers Republican Party

IP = Prefers Independent Party

*Note: Washington utilizes a "Top Two" primary election system in which the top two vote-getters in the primary election advance to the general election regardless of party affiliation. According to the state, "Each candidate for partisan office may state a political party that he or she prefers. A candidate's preference does not imply that the candidate is nominated or endorsed by the party, or that the party approves of or associates with that candidate."

STATE BALLOT LIST: WASHINGTON 1ST CONGRESSIONAL DISTRICT

SPECIAL GENERAL ELECTION: 11/6/12

OFFICIAL RESULTS

(Distributed 1/15/13)

STATE	FEC ID#	D	(I)	CANDIDATE NAME	PARTY	RESULTS	CANDIDATE ADDRESS
WA	H0WA08046	01		DelBene, Suzan	DEM	216,144	
WA	H0WA02098	01		Koster, John	REP	141,591	

PARTY KEY

DEM = Prefers Democratic Party

REP = Prefers Republican Party

STATE BALLOT LIST: ILLINOIS 2ND CONGRESSIONAL DISTRICT
SPECIAL PRIMARY ELECTION: 2/26/2013
OFFICIAL RESULTS
(Distributed 4/11/13)

STATE	D	FEC ID#	(I)	CANDIDATE NAME	PARTY	PRIMARY VOTES	CANDIDATE ADDRESS
IL	02	H4IL02178		Beale, Anthony A.	DEM	6,457	
IL	02	H4IL02244		Blyth, John	DEM	104	
IL	02	H4IL02269		Brutus, O. Patrick	DEM	Withdrew	
IL	02	H4IL02202		Eagleton, Clifford J.	DEM	207	
IL	02	H4IL02251		Fenton, Ernest B.	DEM	1,545	
IL	02	H8IL11113		Halvorson, Deborah "Debbie"	DEM	14,650	
IL	02	H4IL02152		Harris, Napoleon	DEM	Withdrew	
IL	02	H4IL02228		Haynes, Gregory	DEM	144	
IL	02	H2IL02164		Hutchinson, Toi W.	DEM	Withdrew	
IL	02	H4IL02210		Jonathan, Victor	DEM	91	
IL	02	H2IL02172		Kelly, Robin	DEM	31,079	
IL	02	H4IL02277		Muhammad, Fatimah N.	DEM	194	
IL	02	H4IL02194		Pickens, Larry D.	DEM	127	
IL	02	H4IL02236		Rayburn, Charles	DEM	74	
IL	02	H8IL02039		Reynolds, Mel "MR"	DEM	459	
IL	02	H4IL02186		Washington, Joyce W.	DEM	2,563	
IL	02	H2IL02107		Williams, Anthony W.	DEM	641	
IL	02			Hill, Denise Anita	W(DEM)	4	
IL	02	H4IL02160		McAllister, Lenny	REP	864	
IL	02	H4IL02293		McKinley, Paul	REP	963	
IL	02	H4IL02285		Reid, Beverly E.	REP	523	
IL	02	H2IL02131		Taylor, James H., Sr.	REP	Withdrew	
IL	02	H4IL02301		Wallace, Eric M.	REP	939	

PARTY KEY

DEM = Democratic

REP = Republican

W(DEM) = Write-In (Democratic)

STATE BALLOT LIST: ILLINOIS 2ND CONGRESSIONAL DISTRICT
SPECIAL GENERAL ELECTION: 4/9/2013
OFFICIAL RESULTS
(Distributed 7/3/13)

STATE	D	FEC ID#	(I)	CANDIDATE NAME	PARTY	GENERAL VOTES	CANDIDATE ADDRESS
IL	02	H2IL02172		Kelly, Robin	DEM	58,834	
IL	02	H4IL02293		McKinley, Paul	REP	18,387	
IL	02	H4IL02319		Jones, LeAlan M.	GRE	1,531	
IL	02	H4IL02327		Bey, Curtiss Llong	IND	548	
IL	02	H2IL02156		Lewis, Marcus	IND	1,359	
IL	02	H4IL02335		Pahlke, Eizabeth "Liz"	IND	2,525	
IL	02	H4IL04075		Piekarczyk, Steve	W	9	

PARTY KEY

DEM = Democratic

REP = Republican

GRE = Green

IND = Independent

W = Write-In Candidate (Not on Ballot)

STATE BALLOT LIST: SOUTH CAROLINA 1ST CONGRESSIONAL DISTRICT
SPECIAL PRIMARY ELECTION: 3/19/2013
OFFICIAL RESULTS
 (Distributed 4/4/13)

STATE	D	FEC ID#	(I)	CANDIDATE NAME	PARTY	PRIMARY VOTES	CANDIDATE ADDRESS
SC	01	H4SC01172		Busch, Elizabeth Colbert	DEM	15,802	
SC	01	H6SC01136		Frasier, Ben	DEM	682	
SC	01	H0SC01352		Blandford, Keith	REP	195	
SC	01	H4SC00018		Bostic, Curtis	REP	7,168	
SPECIAL RUNOFF ELECTION ON APRIL 2ND							
SC	01	H4SC01198		Bryant, Ric	REP	87	
SC	01	H0SC01105		Grooms, Larry	REP	6,674	
SC	01	H4SC01164		Hoffman, Jonathan	REP	360	
SC	01	H4SC01149		King, Jeff	REP	211	
SC	01	H4SC01131		Kuhn, John	REP	3,479	
SC	01	H4SC01206		Larkin, Tim	REP	393	
SC	01	H4SC01263		Limehouse, Chip	REP	3,279	
SC	01	H4SC01123		McCoy, Peter	REP	867	
SC	01	H4SC01214		Moffly, Elizabeth	REP	530	
SC	01	H4SC01230		Nash, Ray	REP	2,508	
SC	01	H4SC01156		Patrick, Andy	REP	3,783	
SC	01	H4SC01222		Pinkston, Shawn	REP	154	
SC	01	H4SC01073		Sanford, Mark	REP	19,854	
SPECIAL RUNOFF ELECTION ON APRIL 2ND							
SC	01	H4SC01255		Turner, Teddy	REP	4,252	

PARTY KEY

DEM = Democratic
 REP = Republican

STATE BALLOT LIST: SOUTH CAROLINA 1ST CONGRESSIONAL DISTRICT
SPECIAL RUNOFF ELECTION: 4/2/2013
OFFICIAL RESULTS
(Distributed 5/9/13)

STATE	D	FEC ID#	(I)	CANDIDATE NAME	PARTY	RUNOFF VOTES	CANDIDATE ADDRESS
SC	01	H4SC00018		Bostic, Curtis	REP	20,044	
SC	01	H4SC01073		Sanford, Mark	REP	26,127	

PARTY KEY
REP = Republican

STATE BALLOT LIST: SOUTH CAROLINA 1ST CONGRESSIONAL DISTRICT
SPECIAL GENERAL ELECTION: 5/7/2013
OFFICIAL RESULTS
 (Distributed 7/2/13)

STATE	D	FEC ID#	(I)	CANDIDATE NAME	PARTY	GENERAL VOTES	CANDIDATE ADDRESS
SC	01	H4SC01172		Busch, Elizabeth Colbert	DEM	60,146	
SC	01	H4SC01172		Busch, Elizabeth Colbert	WF	4,815	
SC	01	H4SC01073		Sanford, Mark	REP	77,600	
SC	01	H0SC01063		Platt, Eugene	GRE	690	
SC	01			Scattered	W	384	

PARTY KEY

DEM = Democratic
 REP = Republican
 GRE = Green
 WF = Working Families
 W = Write-In

STATE BALLOT LIST: MISSOURI 8TH CONGRESSIONAL DISTRICT
SPECIAL GENERAL ELECTION: 6/4/2013
OFFICIAL RESULTS
 (Distributed 7/2/13)

STATE	D	FEC ID#	(I)	CANDIDATE NAME	PARTY	GENERAL VOTES	CANDIDATE ADDRESS
MO	08	H4MO08170		Hodges, Steve	DEM	17,207	
MO	08	H4MO08162		Smith, Jason	REP	42,141	
MO	08	H4MO08188		Enyart, Doug	CON	2,265	
MO	08	H2MO02151		Slantz, Bill	LIB	968	
MO	08			Brown, Thomas	W	85	
MO	08			Byington, Wayne	W	25	
MO	08	H4MO08204		George, Robert W.	W	75	

PARTY KEY

DEM = Democratic
 REP = Republican
 CON = Constitution
 LIB = Libertarian
 W = Write-In Candidate (Not on Ballot)

STATE BALLOT LIST: MASSACHUSETTS U.S. SENATE
SPECIAL PRIMARY ELECTION: 4/30/2013
OFFICIAL RESULTS
(Distributed 8/26/2013)

STATE	D	FEC ID#	(I)	CANDIDATE NAME	PARTY	PRIMARY VOTES	CANDIDATE ADDRESS
MA	S	S0MA00083		Lynch, Stephen F.	DEM	230,335	
MA	S	S4MA00028		Markey, Edward J.	DEM	311,219	
MA	S			All Others	W(DEM)	1,150	
MA	S	S4MA00184		Gomez, Gabriel E.	REP	96,057	
MA	S	S0MA00034		Sullivan, Michael J.	REP	67,946	
MA	S	S4MA00200		Winslow, Daniel B.	REP	24,662	
MA	S			All Others	W(REP)	628	

PARTY KEY

DEM = Democratic

REP = Republican

W = Write-In

STATE BALLOT LIST: MASSACHUSETTS U.S. SENATE
SPECIAL GENERAL ELECTION: 6/25/2013
OFFICIAL RESULTS
 (Distributed 8/26/2013)

STATE	D	FEC ID#	(I)	CANDIDATE NAME	PARTY	PRIMARY VOTES	CANDIDATE ADDRESS
MA	S	S4MA00028		Markey, Edward J.	DEM	645,429	
MA	S	S4MA00184		Gomez, Gabriel E.	REP	525,307	
MA	S	S4MA00226		Heos, Richard A.	TVP	4,550	
MA	S			All Others	W	2,504	

PARTY KEY

DEM = Democratic
 REP = Republican
 TVP = Twelve Visions Party
 W = Write-In

STATE BALLOT LIST: NEW JERSEY U.S. SENATE
SPECIAL PRIMARY ELECTION: 8/13/2013
OFFICIAL RESULTS
(Distributed 8/26/13)

STATE	D	FEC ID#	(I)	CANDIDATE NAME	PARTY	PRIMARY VOTES	CANDIDATE ADDRESS
NJ	S	S4NJ00185		Booker, Cory	DEM	216,936	
NJ	S	S4NJ00201		Holt, Rush	DEM	61,463	
NJ	S	S4NJ00227		Oliver, Sheila Y.	DEM	15,656	
NJ	S	S6NJ00263		Pallone, Frank, Jr.	DEM	72,584	
NJ	S	S4NJ00235		Eck, Alieta	REP	25,669	
NJ	S	S4NJ00219		Lonegan, Steven M.	REP	103,280	

PARTY KEY

DEM = Democratic
 REP = Republican

STATE BALLOT LIST: NEW JERSEY U.S. SENATE
SPECIAL GENERAL ELECTION: 10/16/2013
OFFICIAL RESULTS
(Distributed 11/5/13)

STATE	D	FEC ID#	(I)	CANDIDATE NAME	PARTY	GENERAL VOTES	CANDIDATE ADDRESS
NJ	S	S4NJ00185		Booker, Cory	DEM	740,742	
NJ	S	S4NJ00219		Lonegan, Steven M.	REP	593,684	
NJ	S	S4NJ00268		DePasquale, Robert	IND	3,137	
NJ	S	S2NJ00460		Lavergne, Eugene Martin	DRP	1,041	
NJ	S	S4NJ00250		Meissner, Stuart David	ARN	2,051	
NJ	S	S4NJ00276		Olivera, Pablo	UIS	1,530	
NJ	S	S4NJ00243		Sabas, Antonio Nico	FCH	1,336	
NJ	S	S4NJ00284		Stackhouse, Edward C., Jr.	ETB	5,138	

PARTY KEY

DEM = Democratic
REP = Republican
IND = Independent
ARN = Alimony Reform Now
DRP = D-R Party
ETB = Ed The Barber
FCH = Freedom Of Choice
UIS = Unity Is Strength

STATE BALLOT LIST: LOUISIANA 5TH CONGRESSIONAL DISTRICT

SPECIAL GENERAL ELECTION: 10/19/2013

OFFICIAL RESULTS

(Distributed 11/20/13)

STATE	D	FEC ID#	(I)	CANDIDATE NAME	PARTY	PRIMARY VOTES	CANDIDATE ADDRESS
LA	05	H4LA05114		Hunter, Marcus	DEM	3,088	
LA	05	H4LA05122		Johnson, Robert	DEM	9,971	
LA	05	H4LA05080		Mayo, James "Jamie"	DEM	15,318	
LA	05	H4LA05155		Russell, Weldon	DEM	2,554	
LA	05	H0LA08017		Holloway, Clyde C.	REP	11,250	
LA	05	H4LA05130		McAllister, Vance M.	REP	18,389	
RUNOFF ELECTION ON NOVEMBER 16TH							
LA	05	H4LA05148		Morris, "Jay"	REP	7,083	
LA	05	H4LA05064		Riser, Neil	REP	33,045	
RUNOFF ELECTION ON NOVEMBER 16TH							
LA	05	H4LA05163		Weatherly, Phillip "Blake"	REP	517	
LA	05	H4LA05098		Barron, Eliot S.	GRE	492	
LA	05	H4LA05106		Herford, Henry, Jr.	LIB	886	
LA	05	H4LA05189		Zaitoon, S.B.A.	LIB	129	
LA	05	H0LA05062		Gibbs, "Tom"	OTH	324	
LA	05	H4LA05171		Williams, Peter	OTH	335	

PARTY KEY

DEM = Democratic

REP = Republican

GRE = Green

LIB = Libertarian

OTH = Other

STATE BALLOT LIST: LOUISIANA 5TH CONGRESSIONAL DISTRICT
SPECIAL RUNOFF ELECTION: 11/16/2013
OFFICIAL RESULTS
(Distributed 1/15/14)

STATE	D	FEC ID#	(I)	CANDIDATE NAME	PARTY	RUNOFF VOTES	CANDIDATE ADDRESS
LA	05	H4LA05130		McAllister, Vance M.	REP	54,450	
LA	05	H4LA05064		Riser, Neil	REP	36,840	

PARTY KEY
REP = Republican

STATE BALLOT LIST: MASSACHUSETTS 5TH CONGRESSIONAL DISTRICT

SPECIAL PRIMARY ELECTION: 10/15/2013

OFFICIAL RESULTS

(Distributed 11/5/13)

STATE	D	FEC ID#	(I)	CANDIDATE NAME	PARTY	PRIMARY VOTES	CANDIDATE ADDRESS
MA	05	H4MA05076		Brownsberger, William N.	DEM	10,163	
MA	05	H4MA05084		Clark, Katherine M.	DEM	21,983	
MA	05	H4MA05100		Koutoujian, Peter J.	DEM	15,303	
MA	05	H4MA05134		Long, Martin	DEM	398	
MA	05	H4MA05142		Maisano, Paul John	DEM	1,520	
MA	05	H4MA05068		Sciortino, Carl M., Jr.	DEM	11,160	
MA	05	H4MA05092		Spilka, Karen E.	DEM	9,088	
				All Others	W(DEM)	104	
MA	05	H2MA05120		Addivinola, Frank John, Jr.	REP	4,760	
MA	05	H0MA03087		Stopa, Michael P.	REP	2,478	
MA	05	H4MA05043		Tierney, Tom	REP	2,457	
				All Others	W(REP)	113	

PARTY KEY

DEM = Democratic

REP = Republican

STATE BALLOT LIST: MASSACHUSETTS 5TH CONGRESSIONAL DISTRICT
SPECIAL GENERAL ELECTION: 12/10/2013
OFFICIAL RESULTS
 (Distributed 2/9/15)

STATE	D	FEC ID#	(I)	CANDIDATE NAME	PARTY	GENERAL VOTES	CANDIDATE ADDRESS
MA	05	H4MA05084		Clark, Katherine M.	DEM	40,303	
MA	05	H2MA05120		Addivinola, Frank John, Jr.	REP	19,328	
MA	05	H4MA05159		Aulenti, James V.	IND	996	
MA	05	H2MA07084		Hall, James O.	JPS	452	
MA	05			All Others	W	217	

PARTY KEY
 DEM = Democratic
 REP = Republican
 IND = Independent
 JPS = Justice Peace Security
 W = Write-In

STATE BALLOT LIST: ALABAMA 1ST CONGRESSIONAL DISTRICT
SPECIAL PRIMARY ELECTION: 9/24/2013
OFFICIAL RESULTS
(Distributed 3/31/14)

STATE	D	FEC ID#	(I)	CANDIDATE NAME	PARTY	PRIMARY VOTES	CANDIDATE ADDRESS
AL	01	H4AL01214		Albert-Kaigler, Lula	DEM	1,330	
AL	01	H4AL01156		LeFlore, Burton R.	DEM	3,133	
AL	01	H4AL01123		Byrne, Bradley	REP	18,101	
SPECIAL RUNOFF ELECTION ON NOVEMBER 5TH							
AL	01	H4AL01206		Dyas, J. Daniel, Sr.	REP	392	
AL	01	H4AL01149		Fincher, Chad	REP	8,183	
AL	01	H4AL01172		Griffith, Wells	REP	5,760	
AL	01	H4AL01115		Hillyer, Quin	REP	7,266	
AL	01	H4AL01131		James, Jessica	REP	391	
AL	01	H4AL01180		Powe, Sharon L.	REP	184	
AL	01	H4AL01198		Thornton, David G. "Thunder"	REP	72	
AL	01	H2AL01176		Young, Dean	REP	12,025	
SPECIAL RUNOFF ELECTION ON NOVEMBER 5TH							

PARTY KEY

DEM = Democratic

REP = Republican

STATE BALLOT LIST: ALABAMA 1ST CONGRESSIONAL DISTRICT

SPECIAL RUNOFF ELECTION: 11/5/2013

OFFICIAL RESULTS

(Distributed 3/31/14)

STATE	D	FEC ID#	(I)	CANDIDATE NAME	PARTY	RUNOFF VOTES	CANDIDATE ADDRESS
AL	01	H4AL01123		Byrne, Bradley	REP	38,178	
AL	01	H2AL01176		Young, Dean	REP	34,556	

PARTY KEY

REP = Republican

STATE BALLOT LIST: ALABAMA 1ST CONGRESSIONAL DISTRICT
SPECIAL GENERAL ELECTION: 12/17/2013
OFFICIAL RESULTS
(Distributed 3/31/14)

STATE	D	FEC ID#	(I)	CANDIDATE NAME	PARTY	PRIMARY VOTES	CANDIDATE ADDRESS
AL	01	H4AL01156		LeFlore, Burton R.	DEM	14,985	
AL	01	H4AL01123		Byrne, Bradley	REP	36,071	
AL	01			Scattered	W	350	

PARTY KEY

DEM = Democratic

REP = Republican

W = Write-In

STATE BALLOT LIST: FLORIDA 13TH CONGRESSIONAL DISTRICT

SPECIAL PRIMARY ELECTION: 1/14/2014

OFFICIAL RESULTS

(Distributed 3/13/14)

STATE	D	FEC ID#	(I)	CANDIDATE NAME	PARTY	PRIMARY VOTES	CANDIDATE ADDRESS
FL	13	H4FL13093		Sink, Alex	DEM	Unopposed	
FL	13	H4FL13135		Bircher, Mark	REP	11,247	
FL	13	H4FL13101		Jolly, David W.	REP	20,504	
FL	13	H4FL13127		Peters, Kathleen	REP	14,238	
FL	13	H4FL13077		Overby, Lucas	LBF	Unopposed	
FL	13	H4FL13150		Levinson, Michael S.	W	*	

PARTY KEY

DEM = Democratic

REP = Republican

LBF = Libertarian Party of Florida

W = Write-In Candidate for General Election (Not on Primary Ballot)

STATE BALLOT LIST: FLORIDA 13TH CONGRESSIONAL DISTRICT
SPECIAL GENERAL ELECTION: 3/11/2014
OFFICIAL RESULTS
 (Distributed 7/25/14)

STATE	D	FEC ID#	(I)	CANDIDATE NAME	PARTY	PRIMARY VOTES	CANDIDATE ADDRESS
FL	13	H4FL13093		Sink, Alex	DEM	85,673	
FL	13	H4FL13101		Jolly, David W.	REP	89,167	
FL	13	H4FL13077		Overby, Lucas	LBF	8,919	
FL	13	H4FL13150		Levinson, Michael S.	W	13	

PARTY KEY

DEM = Democratic
 REP = Republican
 LBF = Libertarian Party of Florida
 W = Write-In Candidate (Not on Ballot)

STATE BALLOT LIST: FLORIDA 19TH CONGRESSIONAL DISTRICT
SPECIAL PRIMARY ELECTION: 4/22/2014
OFFICIAL RESULTS
(Distributed 7/25/14)

STATE	D	FEC ID#	(I)	CANDIDATE NAME	PARTY	PRIMARY VOTES	CANDIDATE ADDRESS
FL	19	H4FL19058		Freeman, April	DEM	Unopposed	
FL	19	H4FL19090		Benacquisto, Lizbeth	REP	18,052	
FL	19	H4FL19074		Clawson, Curt	REP	26,897	
FL	19	H4FL19108		Dreikorn, Michael J.	REP	7,564	
FL	19	H2FL00284		Kreegel, Paige	REP	17,789	
FL	19	H0FL02136		Netherwood, Ray	LBF	Unopposed	
FL	19	H4FL19082		Rossano, Timothy J.	W	*	

PARTY KEY

DEM = Democratic

REP = Republican

LBF = Libertarian Party of Florida

W = Write-In Candidate for General Election (Not on Primary Ballot)

STATE BALLOT LIST: FLORIDA 19TH CONGRESSIONAL DISTRICT
SPECIAL GENERAL ELECTION: 6/24/2014
OFFICIAL RESULTS
 (Distributed 7/25/14)

STATE	D	FEC ID#	(I)	CANDIDATE NAME	PARTY	PRIMARY VOTES	CANDIDATE ADDRESS
FL	19	H4FL19058		Freeman, April	DEM	29,314	
FL	19	H4FL19074		Clawson, Curt	REP	66,922	
FL	19	H0FL02136		Netherwood, Ray	LBF	3,729	
FL	19	H4FL19082		Rossano, Timothy J.	W	24	

PARTY KEY

DEM = Democratic
 REP = Republican
 LBF = Libertarian Party of Florida
 W = Write-In Candidate (Not on Ballot)

2014 STATE BALLOT LIST: HAWAII

PRIMARY ELECTION: 8/9/14

OFFICIAL RESULTS

(Distributed 9/11/14)

STATE	D	FEC ID#	(I)	CANDIDATE NAME	PARTY	PRIMARY VOTES	CANDIDATE ADDRESS
HI				UNEXPIRED TERM			
HI	S	S4HI00078		Evans, Brian	DEM	4,842	
HI	S	S4HI00144		Hanabusa, Colleen Wakako	DEM	113,663	
HI	S	S4HI00136	(I)	Schatz, Brian	DEM	115,445	
HI	S	S4HI00102		Cavasso, Cam	REP	25,874	
HI	S	S8HI00111		Friel, Harry J., Jr.	REP	3,477	
HI	S	S6HI00222		Pirkowski, Eddie	REP	2,033	
HI	S	S0HI00183		Roco, John P.	REP	4,425	
HI	S	S4HI00169		Kokoski, Michael	LIB	568	
HI	S	S4HI00151		Allison, Joy	N	388	
HI	S	S0HI00118		Reyes, Arturo Pacheo	N	184	
HI	01	H4HI01118		Anderson, Ikaika	DEM	7,937	
HI	01	H4HI01100		Chang, Stanley	DEM	12,135	
HI	01	H4HI01126		Espero, Will	DEM	4,555	
HI	01	H4HI01167		Kim, Donna Mercado	DEM	33,678	
HI	01	H4HI01175		Manahan, Joey	DEM	4,495	
HI	01	H4HI01134		Takai, Mark	DEM	52,736	
HI	01	H4HI01142		Xian, Kathryn	DEM	3,039	
HI	01	H0HI01157		Djou, Charles	REP	20,802	
HI	01	H4HI01191		Levene, Allan	REP	777	
HI	01	H4HI01183		Griffin, Calvin	N	94	
HI	01	H4HI01209		Meyer, Robert H.	N	99	
HI	02	H2HI02508	(I)	Gabbard, Tulsi	DEM	92,032	
HI	02	H4HI02108		Capelouto, Marissa D.	REP	6,926	
HI	02	H2HI02524		Crowley, Kawika	REP	9,094	
HI	02	H4HI02116		Kent, Joe	LIB	373	

PARTY KEY

DEM = Democratic

REP = Republican

LIB = Libertarian

N = Nonpartisan

2014 STATE BALLOT LIST: HAWAII

GENERAL ELECTION: 11/4/14

OFFICIAL RESULTS

(Distributed 3/11/15)

STATED	FEC ID#	(I)	CANDIDATE NAME	PARTY	GENERAL VOTES	CANDIDATE ADDRESS
HI			UNEXPIRED TERM			
HI	S S4HI00136	(I)	Schatz, Brian	DEM	246,827	
HI	S S4HI00102		Cavasso, Cam	REP	98,006	
HI	S S4HI00169		Kokoski, Michael	LIB	8,941	
HI	01 H4HI01134		Takai, Mark	DEM	93,390	
HI	01 H0HI01157		Djou, Charles	REP	86,454	
HI	02 H2HI02508	(I)	Gabbard, Tulsi	DEM	142,010	
HI	02 H2HI02524		Crowley, Kawika	REP	33,630	
HI	02 H4HI02116		Kent, Joe	LIB	4,693	

PARTY KEY

DEM = Democratic

REP = Republican

LIB = Libertarian

STATE BALLOT LIST: NORTH CAROLINA 12TH CONGRESSIONAL DISTRICT
SPECIAL PRIMARY ELECTION: 5/6/14
OFFICIAL RESULTS
 (Distributed 6/3/14)

STATE	D	FEC ID#	(I)	CANDIDATE NAME	PARTY	PRIMARY VOTES	CANDIDATE ADDRESS
NC	12	H4NC12100		Adams, Alma	DEM	14,967	
NC	12	H4NC12076		Battle, George	DEM	4,431	
NC	12	H4NC12050		Brandon, Marcus	DEM	2,984	
NC	12	H4NC12084		Graham, Malcolm	DEM	7,495	
NC	12	H4NC12126		Mitchell, James (Smuggie)	DEM	2,034	
NC	12	H4NC12092		Osborne, Curtis C.	DEM	1,939	
NC	12	H4NC12134		Coakley, Vince	REP	Unopposed	

PARTY KEY

DEM = Democratic

REP = Republican

STATE BALLOT LIST: NORTH CAROLINA 12TH CONGRESSIONAL DISTRICT

SPECIAL GENERAL ELECTION: 11/4/14

OFFICIAL RESULTS

(Distributed 12/30/14)

STATE	D	FEC ID#	(I)	CANDIDATE NAME	PARTY	GENERAL VOTES	CANDIDATE ADDRESS
NC		12 H4NC12100		Adams, Alma	DEM	127,668	
NC		12 H4NC12134		Coakley, Vince	REP	41,578	

PARTY KEY

DEM = Democratic

REP = Republican

STATE BALLOT LIST: NEW JERSEY 1ST CONGRESSIONAL DISTRICT

SPECIAL PRIMARY ELECTION: 6/03/2014

OFFICIAL RESULTS

(Distributed 8/14/14)

STATE	D	FEC ID#	(I)	CANDIDATE NAME	PARTY	PRIMARY VOTES	CANDIDATE ADDRESS
NJ	01	H4NJ01100		Broomell, Frank C., Jr.	DEM	3,919	
NJ	01	H4NJ01134		Minor, Frank W.	DEM	3,247	
NJ	01	H4NJ01084		Norcross, Donald W.	DEM	17,921	
NJ	01	H4NJ01092		Cobb, Garry W.	W(REP)	359	

PARTY KEY

DEM = Democratic

REP = Republican

W = Write-In (Republican)

STATE BALLOT LIST: NEW JERSEY 1ST CONGRESSIONAL DISTRICT

SPECIAL GENERAL ELECTION: 11/4/2014

OFFICIAL RESULTS

(Distributed 12/22/14)

STATE	D	FEC ID#	(I)	CANDIDATE NAME	PARTY	GENERAL VOTES	CANDIDATE ADDRESS
NJ	01	H4NJ01084		Norcross, Donald W.	DEM	92,786	
NJ	01	H4NJ01092		Cobb, Garry W.	REP	63,727	
NJ	01	H4NJ01167		Letton, Donald E.	DRP	742	
NJ	01	H8NJ07041		Shapiro, Robert	SBP	1,647	
NJ	01	H4NJ01142		Tomaszewski, Scot John	WDB	2,373	

PARTY KEY

DEM = Democratic

REP = Republican

DRP = D-R Party

SBP = Stop Boss Politics

WDB = We Deserve Better

STATE BALLOT LIST: OKLAHOMA U.S. SENATE
SPECIAL PRIMARY ELECTION: 6/24/14
OFFICIAL RESULTS
(Distributed 7/25/14)

STATE FEC ID#	(I)	CANDIDATE NAME	PARTY	PRIMARY VOTES	CANDIDATE ADDRESS
OK	S4OK00356	Hayes, Patrick Michael	DEM	33,943	
OK	S4OK00307	Johnson, Connie	DEM	71,462	
					SPECIAL RUNOFF ELECTION ON AUGUST 26TH
OK	S2OK00095	Rogers, Jim	DEM	57,598	
					SPECIAL RUNOFF ELECTION ON AUGUST 26TH
OK	S4OK00240	Brogdon, Randy	REP	12,934	
OK	S4OK00364	Craig, Andy	REP	2,427	
OK	S4OK00281	Crow, Kevin	REP	2,828	
OK	S4OK00232	Lankford, James	REP	152,749	
OK	S4OK00265	McCray, Eric C.	REP	2,272	
OK	S4OK00257	Shannon, T. W.	REP	91,854	
OK	S4OK00273	Weger, Jason	REP	1,794	
OK	S4OK00372	Beard, Mark T.	IND*	*	

PARTY KEY

DEM = Democratic

REP = Republican

IND = Independent*

*Note: Independent Candidates for Special General Election Listed for Informational Purposes Only. Not on Primary Ballot.

STATE BALLOT LIST: OKLAHOMA U.S. SENATE
SPECIAL RUNOFF ELECTION: 8/26/14
OFFICIAL RESULTS
(Distributed 9/18/14)

STATE FEC ID#	(I)	CANDIDATE NAME	PARTY	RUNOFF VOTES	CANDIDATE ADDRESS
OK	S4OK00307	Johnson, Connie	DEM	54,762	
OK	S2OK00095	Rogers, Jim	DEM	39,664	

PARTY KEY
DEM = Democratic

STATE BALLOT LIST: OKLAHOMA U.S. SENATE
SPECIAL GENERAL ELECTION: 11/4/14
OFFICIAL RESULTS
(Distributed 12/22/14)

STATE FEC ID#	(I)	CANDIDATE NAME	PARTY	GENERAL VOTES	CANDIDATE ADDRESS
OK	S4OK00307	Johnson, Connie	DEM	237,923	
OK	S4OK00232	Lankford, James	REP	557,002	
OK	S4OK00372	Beard, Mark T.	IND	25,965	

PARTY KEY

DEM = Democratic

REP = Republican

IND = Independent

2014 STATE BALLOT LIST: SOUTH CAROLINA
PRIMARY ELECTION: 6/10/14
OFFICIAL RESULTS
(Distributed 7/25/14)

STATE	D	FEC ID#	(I)	CANDIDATE NAME	PARTY	PRIMARY VOTES	CANDIDATE ADDRESS
SC				UNEXPIRED TERM			
SC	S	S4SC00307		Dickerson, Joyce	DEM	72,874	
SC	S	S4SC00372		Moore, Sidney	DEM	26,310	
SC	S	S2SC00087		Pavilack, Harry	DEM	12,253	
SC	S	S4SC00240	(I)	Scott, Tim	REP	276,147	
SC	S	S4SC00380		Young, Randall	REP	30,741	
SC				FULL TERM			
SC	S	S4SC00364		Hutto, Brad	DEM	87,552	
SC	S	S4SC00257		Stamper, Jay	DEM	26,678	
SC	S	S4SC00323		Bowers, Det	REP	23,172	
SC	S	S4SC00273		Bright, Lee	REP	48,904	
SC	S	S4SC00265		Cash, Richard	REP	26,325	
SC	S	S4SC00299		Connor, Bill	REP	16,912	
SC	S	S4SC00349		Dunn, Benjamin	REP	3,209	
SC	S	S0SC00149	(I)	Graham, Lindsey	REP	178,833	
SC	S	S4SC00281		Mace, Nancy	REP	19,634	
SC	01	H4SC01073	(I)	Sanford, Mark	REP	Unopposed	
SC	02	H8SC02098		Black, Phil	DEM	6,699	
SC	02	H4SC02055		Greenleaf, Ed	DEM	5,663	
SC	02	H0SC02053		McCain, Eddie	REP	9,842	
SC	02	H2SC02059	(I)	Wilson, Joe	REP	43,687	
SC	03	H4SC03111		Cleveland, Hosea	DEM	2,501	
SC	03	H4SC03129		Mullis, Barbara Jo	DEM	4,989	
SC	03	H0SC03077	(I)	Duncan, Jeff	REP	Unopposed	
SC	04	H0SC04257	(I)	Gowdy, Trey	REP	Unopposed	
SC	05	H4SC05058		Adams, Tom	DEM	Unopposed	
SC	05	H0SC05031	(I)	Mulvaney, Mick	REP	Unopposed	
SC	06	H2SC02042	(I)	Clyburn, James E. "Jim"	DEM	37,429	
SC	06	H4SC06114		Smith, Karen	DEM	6,101	
SC	06	H4SC06080		Culler, Anthony	REP	10,377	
SC	06	H4SC06106		Winn, Leon	REP	5,231	
SC	07	H4SC07013		Bromell-Tinubu, Gloria	DEM	Unopposed	
SC	07	H2SC07066	(I)	Rice, Tom	REP	Unopposed	

2014 STATE BALLOT LIST: SOUTH CAROLINA

GENERAL ELECTION: 11/4/14

OFFICIAL RESULTS

(Distributed 3/11/15)

STATE	D	FEC ID#	(I)	CANDIDATE NAME	PARTY	GENERAL VOTES	CANDIDATE ADDRESS
SC				UNEXPIRED TERM			
SC		S S4SC00307		Dickerson, Joyce	DEM	459,583	
SC		S S4SC00240	(I)	Scott, Tim	REP	757,215	
SC		S S4SC00356		Bossi, Jill	AM	21,652	
SC		S		Scattered	W	532	
SC				FULL TERM			
SC		S S4SC00364		Hutto, Brad	DEM	456,726	
SC		S S4SC00364		Hutto, Brad	WF	24,207	
SC		S S0SC00149	(I)	Graham, Lindsey	REP	672,941	
SC		S S2SC00079		Kocher, Victor	LIB	33,839	
SC		S S4SC00109		Ravenel, Thomas	PET	47,588	
SC		S		Scattered	W	4,774	
SC	01	H4SC01073	(I)	Sanford, Mark	REP	119,392	
SC	01			Scattered	W	8,423	
SC	02	H8SC02098		Black, Phil	DEM	68,719	
SC	02	H2SC02059	(I)	Wilson, Joe	REP	121,649	
SC	02	H4SC02063		Geddings, Harold, III	LBR	4,158	
SC	02			Scattered	W	282	
SC	03	H4SC03129		Mullis, Barbara Jo	DEM	47,181	
SC	03	H0SC03077	(I)	Duncan, Jeff	REP	116,741	
SC	03			Scattered	W	87	
SC	04	H0SC04257	(I)	Gowdy, Trey	REP	126,452	
SC	04	H4SC04085		McLaughlin, Curtis E.	LIB	21,969	
SC	04			Scattered	W	628	
SC	05	H4SC05058		Adams, Tom	DEM	66,802	
SC	05	H4SC05058		Adams, Tom	WF	5,183	
SC	05	H0SC05031	(I)	Mulvaney, Mick	REP	103,078	
SC	05			Scattered	W	82	
SC	06	H2SC02042	(I)	Clyburn, James E. "Jim"	DEM	125,747	
SC	06	H4SC06080		Culler, Anthony	REP	44,311	
SC	06	H4SC06098		Umbaugh, Kevin R.	LIB	3,176	
SC	06			Scattered	W	198	
SC	07	H4SC07013		Bromell-Tinubu, Gloria	DEM	68,576	
SC	07	H2SC07066	(I)	Rice, Tom	REP	102,833	

2014 STATE BALLOT LIST: SOUTH CAROLINA
GENERAL ELECTION: 11/4/14
OFFICIAL RESULTS
(Distributed 3/11/15)

STATE	D	FEC ID#	(I)	CANDIDATE NAME	PARTY	GENERAL VOTES	CANDIDATE ADDRESS
SC		07		Scattered	W	115	

PARTY KEY

DEM = Democratic
REP = Republican
AM = American Party
LIB = Libertarian
LBR = Labor
WF = Working Families
PET = Petition

STATE BALLOT LIST: VIRGINIA 7TH CONGRESSIONAL DISTRICT

SPECIAL GENERAL ELECTION: 11/4/2014

OFFICIAL RESULTS

(Distributed 12/22/14)

STATE	STATE	D	FEC ID#	(I)	CANDIDATE NAME	PARTY	GENERAL VOTES	CANDIDATE ADDRESS
VA	Virginia	07	H4VA07150		Trammell, John K. "Jack"	DEM	91,236	
VA	Virginia	07	H4VA07143		Brat, Dave A.	REP	148,841	

PARTY KEY

DEM = Democratic

REP = Republican